कार्यपालक अभियंता का कार्यालय
ग्रामीण कार्य विभाग, कार्य प्रमंडल, समस्तीपुर

पत्रांक 760 अनु० दिनांक 27-04-22

प्रेषकः— **कार्यपालक अभियंता,**
ग्रामीण कार्य विभाग,
कार्य प्रमंडल, समस्तीपुर।

सेवा में,

अपर मुख्य कार्यपालक पदाधिकारी—सह—सचिव
ग्रामीण कार्य विभाग, बिहार, पटना।

विषयः— शीर्ष New Maintenance Policy-2018 मद में आवंटन उपलब्ध कराने के संबंध में।

महाशय,

उपर्युक्त विषयक शीर्ष New Maintenance Policy-2018 मद अन्तर्गत विहित प्रपत्र में अधियाचना पत्र संलग्न कर भेजा जा रहा है।

अतः अनुरोध है कि संलग्न अधियाचना पत्र के अनुसार आवंटन उपलब्ध कराने की कृपा की जाये।

अनु0—यथोक्त।

विश्वासभाजन

26.4.22

कार्यपालक अभियंता
ग्रामीण कार्य विभाग
कार्य प्रमंडल, समस्तीपुर

EE RWD_2022-71

FROM GFR 19-A

(See Government of India's Division (I) below Rule- 150)

Form of Utilization Certificate upto 22.04.2022

PIU- E.E., R.W.D. Works Division, Samastipur

S.N.	Name of Scheme	Sanction No.& Date	Amount Received	Particulars
1	Construction of Rural Road under New Maintenance Policy-2018	Secretary cum Empowered Officer BRRDA Bihar Patna vide upto Lt. no.-36 dt. 25.03.2022	279845673.00	Certified that out of Rs.279845673.00 received upto 22.04.2022 in favour of Executive Engineer R.W.D. Works Division Samastipur a sum of Rs.272571453.00 has been utilized for the purpose of New Maintenance Policy-2018 Schemes as given in the margine for which it was sanctioned and that the balance of Rs. 7274220.00 remaining unutillized at the end of period under report.
			27,98,45,673.00	

2. Certified that I have satisfied myself that the conditions on which the grants-in-aid was sanctioned have been duly fulfilled are being fulfilled and that I have exercised the following checks to see that the money was actually utilized for the purpose for the which it was sanctioned.

Kind of Checks exercised:-

i Work's have been supervised by Executive/Superintending engineer.
ii Periodical inspection has been conducted by Executive/Superintending engineer.
iii Construction materials have been tested.
iv Measurements have been recorded in the MB's and test check conducted by Assistant Engineer/Executive
v All other codal formalities have been observed.

3 **Physical Progress achieved:-**

i Construction of Road work.

ii Construction of CD works.

26.4.22

Executive Engineer
Works Division Samastipur
Rural Works Dipartment

Requisition Format for scheme Head : MR(3054) Under Bihar Rural Road Maintenance Policy-2018 (Initial Rectification and Surface Renewal)

RWD, Works Division - Samastipur

Sl No	Package No	Project ID as Per MIS	Name of Road	Administrative Approval (A.A) Letter No & Date	Administrative		Agreement Amount		Agreement No & Date	Date of Completion as per Agreement	Actual Date of Completion	Value of IRI (In mm/km)	Thickness of Bitumen Layer (In MM)	Value of Bitumen Content in Percentage	Previous Total Alloted Amount (In Lakh)	Upto date Expenditure as per MIS (In Lakh)	Requisition against work done (In Lakh)	Remarks
					Length (Km)	Amount (In Lakh)	Initial Rectification with Surface Renewal	5 Year Routine Maintenance										
1	2	3	4	5	6	7	8	9	10	11	12	13	14	15	16	17	18	19
1	RMSA SAM/FW/001	NEA22000640	MDR - SILAUT	2173 & 06.07.2019	4.02	1.453	77.333	28.791	99(MBD)/21-22	11.11.2021	Complete	3125	25	5.0	0	0	77.333	BT Complete
2		3201010024	R.W.D. Road to Rajapur		1.370	57.162	29.098	13.908		11.11.2021	Complete	3265	25	5.1	0	0	29.098	BT Complete
3	RMSA/SAM/W0010	3201002189	X-ROAD 1.065 - BISHANPUR		0.750	27.803	15.039	6.988	99(MBD)/21-22	11.11.2021	Complete	3185	25	5.1	0	0	15.039	BT Complete
4		3201002110	X-ROAD 1.063 - CHAK ASHRAF		0.770	31.111	17.173	7.067		11.11.2021	Complete	3037	25	5.0	0	0	17.173	BT Complete
5		3201002108	X-ROAD 1.058 - MUKUNDPUR		1.200	4.915	21.508	10.126		11.11.2021	Complete	2555	25	5.0	0	0	21.508	BT Complete
Total						122.44397	160.15100	66.88093									160.15100	

1 Signed Hard Copy and Soft Copy (In Excel) of recorded IRI is enclosed.

2 Up-to-date Physical Progress has been uploaded in MIS

26.4.22

Executive Engineer
RWD (W) Div. Samastipur

ROAD NAME - MDR TO SILOUT CONTRACTOR NAME - M/S ANUPAM KUMAR SINGH

Date	Time	Section No.	Length in km	Bumps in mm	Speed Rate	OR mm/km	IRI mm/km	TEGORY ROAD	Latitude	ongitude	Event
3/15/2022	17: 45: 0	65	0.1	270	0	2700	3199	G	25.67332	85.56594	Curve
3/15/2022	17: 45: 0	65	0.1	230	30.3	2300	2745	G	25.67272	85.56668	Curve
3/15/2022	17: 45: 32	65	0.1	280	30.3	2800	3313	G	25.67215	85.56736	Normal
3/15/2022	17: 46: 7	65	0.1	300	31.2	3000	3540	G	25.67158	85.56822	Normal
3/15/2022	17: 46: 7	65	0.1	280	30.3	2800	3313	G	25.67114	85.56906	Normal
3/15/2022	17: 47: 0	65	0.1	240	32.5	2400	2858	G	25.67063	85.56983	Curve
3/15/2022	17: 47: 17	65	0.1	210	30.3	2100	2518	G	25.67012	85.57062	Normal
3/15/2022	17: 47: 17	65	0.1	260	30.3	2600	3086	G	25.66963	85.57152	Normal
3/15/2022	17: 48: 0	65	0.1	240	30.3	2400	2858	G	25.66918	85.57232	Normal
3/15/2022	17: 48: 28	65	0.1	260	30.3	2600	3086	G	25.66877	85.57322	Normal
3/15/2022	17: 48: 28	65	0.1	220	31.2	2200	2631	G	25.66847	85.57412	Curve
3/15/2022	17: 49: 3	65	0.1	190	30.3	1900	2290	G	25.66802	85.5749	Normal
3/15/2022	17: 49: 39	65	0.1	280	30.3	2800	3313	G	25.66715	85.57507	Normal
3/15/2022	17: 50: 0	65	0.1	250	30.3	2500	2972	G	25.6663	85.57532	Curve
3/15/2022	17: 50: 14	65	0.1	270	30.3	2700	3199	G	25.66551	85.57584	Normal
3/15/2022	17: 50: 14	65	0.1	220	30.3	2200	2631	G	25.66478	85.57636	Normal
3/15/2022	17: 51: 0	65	0.1	280	30.3	2800	3313	G	25.66398	85.57675	Normal
3/15/2022	17: 51: 0	65	0.1	270	31.2	2700	3199	G	25.66319	85.57715	Normal
3/15/2022	17: 51: 24	65	0.1	270	30.3	2700	3199	G	25.66237	85.57753	Normal
3/15/2022	17: 51: 24	65	0.1	260	30.3	2600	3086	G	25.66156	85.57805	Normal
3/15/2022	17: 51: 24	65	0.1	270	30.3	2700	3199	G	25.66084	85.57855	Normal
3/15/2022	17: 52: 0	65	0.1	270	30.3	2700	3199	G	25.66018	85.57916	Curve
3/15/2022	17: 52: 0	65	0.1	240	30.3	2400	2858	G	25.65948	85.57983	Normal
3/15/2022	17: 52: 0	65	0.1	260	30.3	2600	3086	G	25.65866	85.58025	Normal
3/15/2022	17: 52: 0	65	0.1	300	30.3	3000	3540	G	25.65785	85.58072	Speed Breaker
3/15/2022	17: 52: 35	65	0.1	310	30.3	3100	3654	G	25.65708	85.58126	Speed Breaker
3/15/2022	17: 52: 35	65	0.1	300	30.3	3000	3540	G	25.65629	85.58187	Normal
3/15/2022	17: 53: 0	65	0.1	220	30.3	2200	2631	G	25.6556	85.58226	Normal
3/15/2022	17: 53: 10	65	0.1	300	30.3	3000	3540	G	25.65492	85.58303	Normal
3/15/2022	17: 53: 10	65	0.1	300	30.3	3000	3540	G	25.65419	85.58348	Normal
3/15/2022	17: 53: 10	65	0.1	270	30.3	2700	3199	G	25.65336	85.58379	Normal
3/15/2022	17: 53: 45	65	0.1	290	30.3	2900	3426	G	25.65246	85.58391	Curve
3/15/2022	17: 54: 0	65	0.1	300	30.3	3000	3540	G	25.65154	85.58402	Normal

Y = 0 * X ^ 2 + 1.136 * X + 132.5
X = 9200
Y = 10583

(R) RURAL ROAD

Good	Average	Poor
<4000	4001-5000	>5001

3/15/2022 17:54:0	65	0.1	280	31.2	2800	3313 G	25.65072	85.58407	Normal
3/15/2022 17:54:0	65	0.1	240	30.3	2400	2858 G	25.64979	85.58416	Normal
3/15/2022 17:54:21	65	0.1	260	30.3	2600	3086 G	25.64886	85.58414	Normal
3/15/2022 17:54:21	65	0.1	300	30.3	3000	3540 G	25.64792	85.58397	Normal
3/15/2022 17:54:56	65	0.1	230	30.3	2300	2745 G	25.64707	85.58391	Normal
3/15/2022 17:55:0	65	0.1	250	30.3	2500	2972 G	25.64618	85.58389	Normal
3/15/2022 17:55:0	65	0.1	270	30.3	2700	3199 G	25.64535	85.58377	Normal

LENTHE - 4.0 KM **AVERAGE - 3125**

20/04/2022

20.4.22

File :C:\Users\AMIT\Desktop\SEC 89 REPORT.xlsx. Section No. :65. Eqn : Y = 0 * X ^ 2 + 1.136 * X + 132.5

Name of Customer :M/S ANUPAM KUMAR SINGH. Name of Work/ Road :MDR TO SILOUT. Lab Job number :

ROAD NAME - X ROAD L063 TO CHAKASHRAF CONTRACTOR NAME - M/S ANUPAM KUMAR SINGH

Date	Time	Section No.	Length in km	Bumps in mm	Speed Rate	OR mm/km	IRI mm/km	TEGORY ROAD	Latitude	ongitude	Event
3/15/2022	16: 52: 14	55	0.1	310	0	3100	3654	G	25.86905	85.70881	Curve
3/15/2022	16: 53: 18	55	0.1	290	30.3	2900	3426	G	25.86961	85.70793	Curve
3/15/2022	16: 54: 0	55	0.1	230	30.3	2300	2745	G	25.87019	85.70759	Normal
3/15/2022	16: 54: 0	55	0.1	250	30.3	2500	2972	G	25.87066	85.7068	Normal
3/15/2022	16: 54: 0	55	0.1	220	31.2	2200	2631	G	25.87094	85.70592	Normal
3/15/2022	16: 54: 29	55	0.1	210	30.3	2100	2518	G	25.87109	85.70496	Normal
3/15/2022	16: 54: 29	55	0.1	250	30.3	2500	2972	G	25.87116	85.70411	Normal
3/15/2022	16: 54: 29	55	0.07	210	30.3	3000	3540	G	25.87236	85.70822	Normal

LENTHE - 0.770 KM **AVERAGE - 3057**

Y = 0 * X ^ 2 + 1.136 * X + 132.5
X = 2100
Y = 2518

(R) RURAL ROAD

Good	Average	Poor
<4000	4001-5000	>5001

Santosh
16-03-2022
JE

20.4.22

File :C:\Users\AMIT\Desktop\28032015.Xls, Section No. :55, Eqn : Y = 0 * X ^ 2 + 1.136 * X + 132.5

Name of Customer :M/S ANUPAM KUMAR SINGH, Name of Work/ Road :X ROAD L063 TO CHAKASHRAF, Lab Job

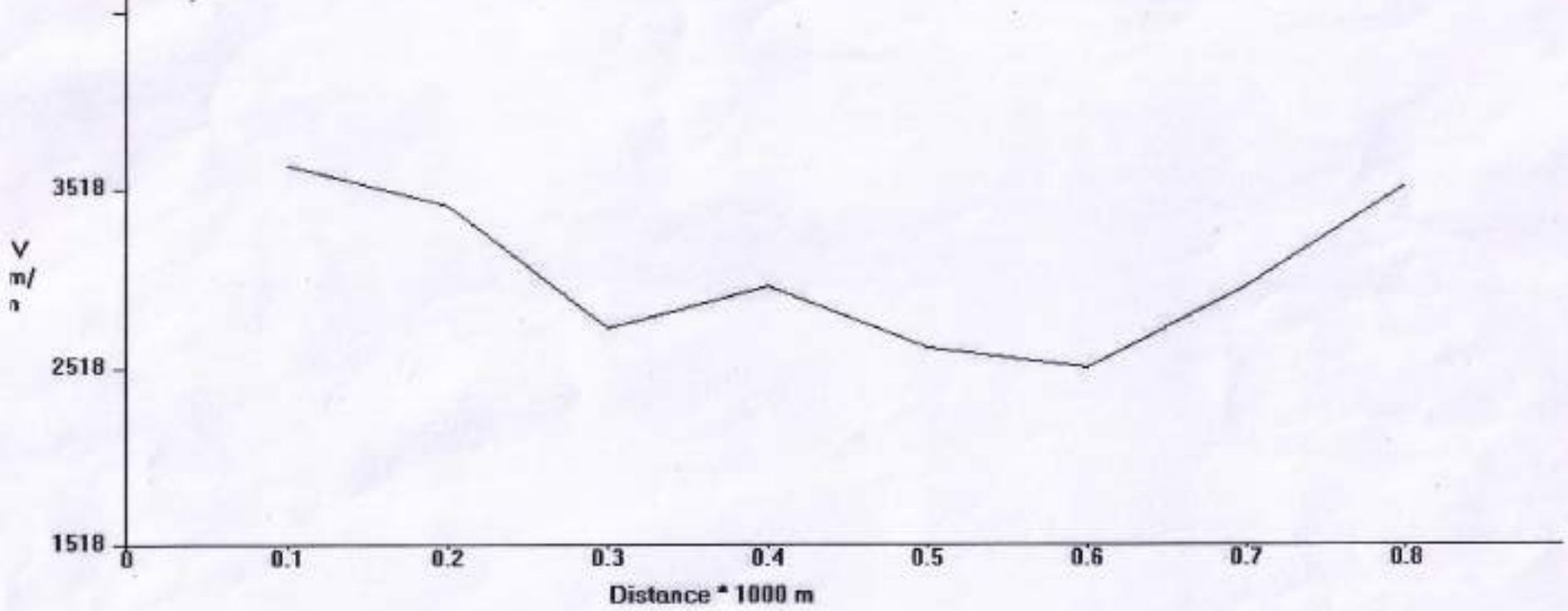

16-03-2022
JE

20-03-22

ROAD NAME - X ROAD L058 TO MUKUNDPUR CONTRACTOR NAME - M/S ANUPAM KUMAR SINGH

Date	Time	Section No.	Length in km	Bumps in mm	Speed Rate	OR mm/km	IRI mm/km	CATEGORY ROAD	Latitude	Longitude	Event
3/15/2022	17:45:0	61	0.1	220	0	2200	2631	G	25.857389	85.71666	Normal
3/15/2022	17:45:17	61	0.1	220	30.3	2200	2631	G	25.857726	85.71779	Normal
3/15/2022	17:45:17	61	0.1	250	30.3	2500	2972	G	25.85784	85.71862	Normal
3/15/2022	17:45:17	61	0.1	210	31.2	2100	2518	G	25.857927	85.71964	Normal
3/15/2022	17:45:17	61	0.1	170	30.3	1700	2063	G	25.857963	85.72051	Normal
3/15/2022	17:45:53	61	0.1	190	32.5	1900	2290	G	25.857982	85.72144	Normal
3/15/2022	17:46:0	61	0.1	250	30.3	2500	2972	G	25.858088	85.72249	Normal
3/15/2022	17:46:0	61	0.1	230	30.3	2300	2745	G	25.858123	85.72327	Normal
3/15/2022	17:46:28	61	0.1	190	30.3	1900	2290	G	25.858295	85.72436	Normal
3/15/2022	17:46:28	61	0.1	250	31.2	2500	2972	G	25.858562	85.72514	Normal
3/15/2022	17:46:28	61	0.1	170	30.3	1700	2063	G	25.858908	85.72604	Curve
3/15/2022	17:46:28	61	0.1	210	30.3	2100	2518	G	25.865858	85.72708	Normal

Y = 0 * X ^ 2 + 1.136 * X + 132.5
X = 2100
Y = 2518

(R) RURAL ROAD

Good	Average	Poor
<4000	4001-5000	>5001

~~LENTHE~~ - 1.200 KM LENGTH.

AVERAGE - 2555

26-03-2022
J.E.

20.4.22

File :C:\Users\AMIT\Desktop\28032015.Xls, Section No. :61, Eqn : Y = 0 * X ^ 2 + 1.136 * X + 132.5

Name of Customer :M/S ANUPAM KUMAR SINGH, Name of Work/ Road :X ROAD L058 TO MUKUNDPUR, Lab Job

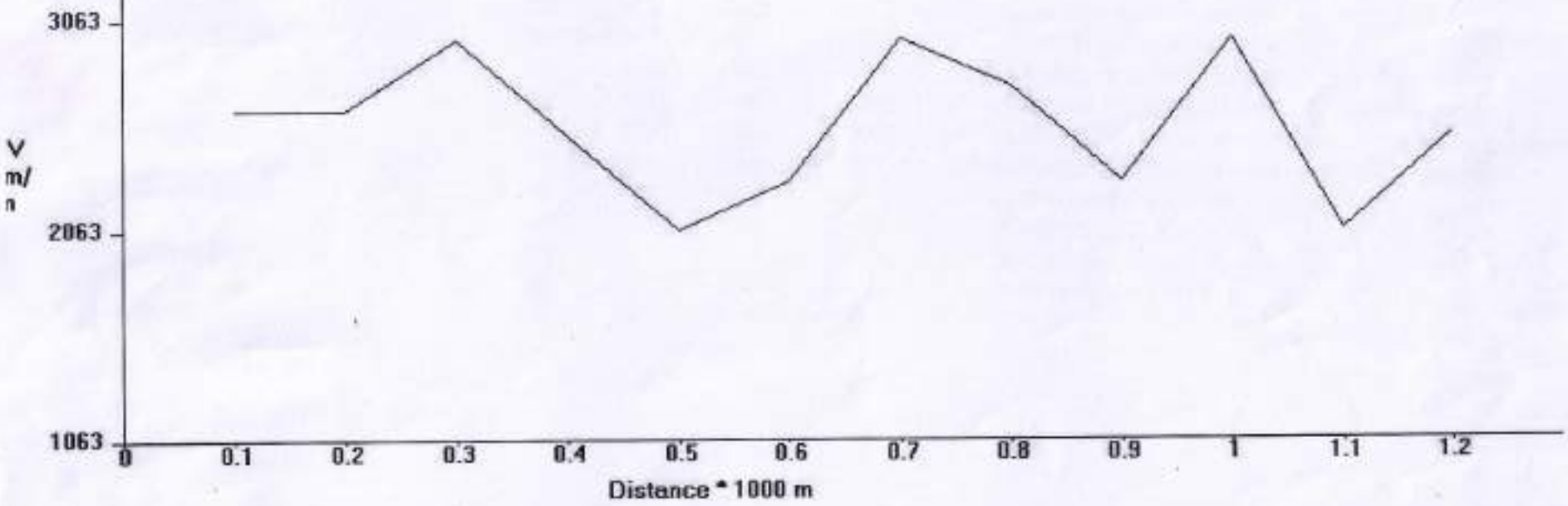

Santosh
26-03-2022
J.E.

20.4.22
EE

ROAD NAME - R W D ROAD TO BAJOPUR CONTRACTOR NAME - M/S ANUPAM KUMAR SINGH

Date	Time	Section No.	Length in km	Bumps in mm	Speed Rate	OR mm/km	IRI mm/km	TEGORY ROAD	Latitude	ongitude	Event
3/15/2022	16: 25: 0	51	0.1	280	0	2800	3313	G	25.86685	85.74588	Normal
3/15/2022	16: 25: 29	51	0.1	310	30.3	3100	3654	G	25.8677	85.74604	Curve
3/15/2022	16: 25: 29	51	0.1	270	30.3	2700	3199	G	25.86864	85.74601	Normal
3/15/2022	16: 26: 4	51	0.1	220	31.2	2200	2631	G	25.8695	85.74589	Curve
3/15/2022	16: 26: 4	51	0.1	270	30.3	2700	3199	G	25.87034	85.74584	Normal
3/15/2022	16: 26: 39	51	0.1	300	30.3	3000	3540	G	25.87116	85.74544	Curve
3/15/2022	16: 27: 0	51	0.1	310	30.3	3100	3654	G	25.87195	85.7451	Normal
3/15/2022	16: 27: 0	51	0.1	300	30.3	3000	3540	G	25.87274	85.74466	Normal
3/15/2022	16: 27: 14	51	0.1	260	30.3	2600	3086	G	25.87363	85.74424	Normal
3/15/2022	16: 27: 14	51	0.1	270	30.3	2700	3199	G	25.87449	85.74416	Curve
3/15/2022	16: 27: 49	51	0.1	300	31.2	3000	3540	G	25.8754	85.74424	Curve
3/15/2022	16: 28: 0	51	0.1	230	30.3	2300	2745	G	25.87627	85.74416	Curve
3/15/2022	16: 28: 24	51	0.1	270	30.3	2700	3199	G	25.87713	85.74387	Curve
3/15/2022	16: 28: 24	51	0.07	190	30.3	2714	3215	G	25.87801	85.74355	Normal

LENTHE - 1.370 KM AVERAGE - 3265

Y = 0 * X ^ 2 + 1.136 * X + 132.5
X = 2100
Y = 2518

(R) RURAL ROAD

Good	Average	Poor
<4000	4001-5000	>5001

20/04/2022

20.04.22

File :C:\Users\AMIT\Desktop\28032015.Xls, Section No. :51, Eqn : Y = 0 * X ^ 2 + 1.136 * X + 132.5

Name of Customer :M/S ANUPAM KUMAR SINGH, Name of Work/ Road :R W D ROAD TO BAJOPUR, Lab Job

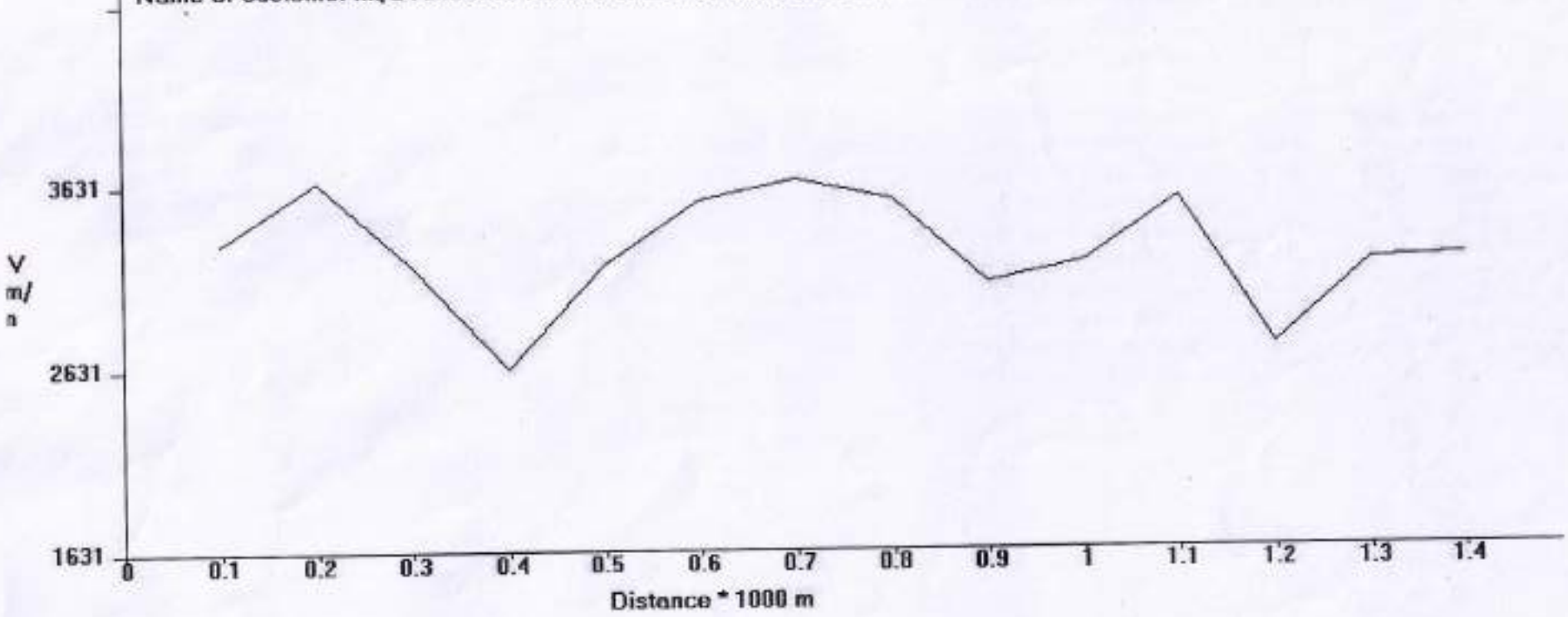

20/04/2022

20.4.22

ROAD NAME - X ROAD L063 TO VISHUNPUR CONTRACTOR NAME - M/S ANUPAM KUMAR SINGH

Date	Time	Section No.	Length in km	Bumps in mm	Speed Rate	OR mm/km	IRI mm/km	TEGORY ROAD	Latitude	ongitude	Event	
												Y = 0 * X ^ 2 + 1.136 * X + 132.5
3/15/2022	17: 31: 12	58	0.1	310	0	3100	3654	G	25.86878	85.70651	Normal	X = 2100
3/15/2022	17: 31: 12	58	0.1	240	30.3	2400	2858	G	25.8688	85.70596	Normal	Y = 2518
3/15/2022	17: 32: 0	58	0.1	300	30.3	3000	3540	G	25.86743	85.70566	Curve	
3/15/2022	17: 32: 0	58	0.1	250	31.2	2500	2972	G	25.8668	85.70519	Normal	
3/15/2022	17: 32: 22	58	0.1	230	30.3	2300	2745	G	25.86667	85.70434	Curve	(R) RURAL ROAD
3/15/2022	17: 32: 22	58	0.1	280	30.3	2800	3313	G	25.86638	85.70361	Speedbrea	Good Average Poor
3/15/2022	17: 33: 0	58	0.1	240	30.3	2400	2858	G	25.86585	85.70262	Normal	<4000 4001-5000 >5001
3/15/2022	17: 33: 0	58	0.05	150	30.3	3000	3540	G	25.86586	85.70145	Normal	

LENTHE -0.750 KM **AVERAGE - 3185**

16-03-2022
JE

20.4.22
EE

File :C:\Users\AMIT\Desktop\28032015.Xls, Section No. :58, Eqn : Y = 0 * X ^ 2 + 1.136 * X + 132.5

Name of Customer :M/S ANUPAM KUMAR SINGH, Name of Work/ Road :X ROAD L063 TO VISHUNPUR, Lab Job

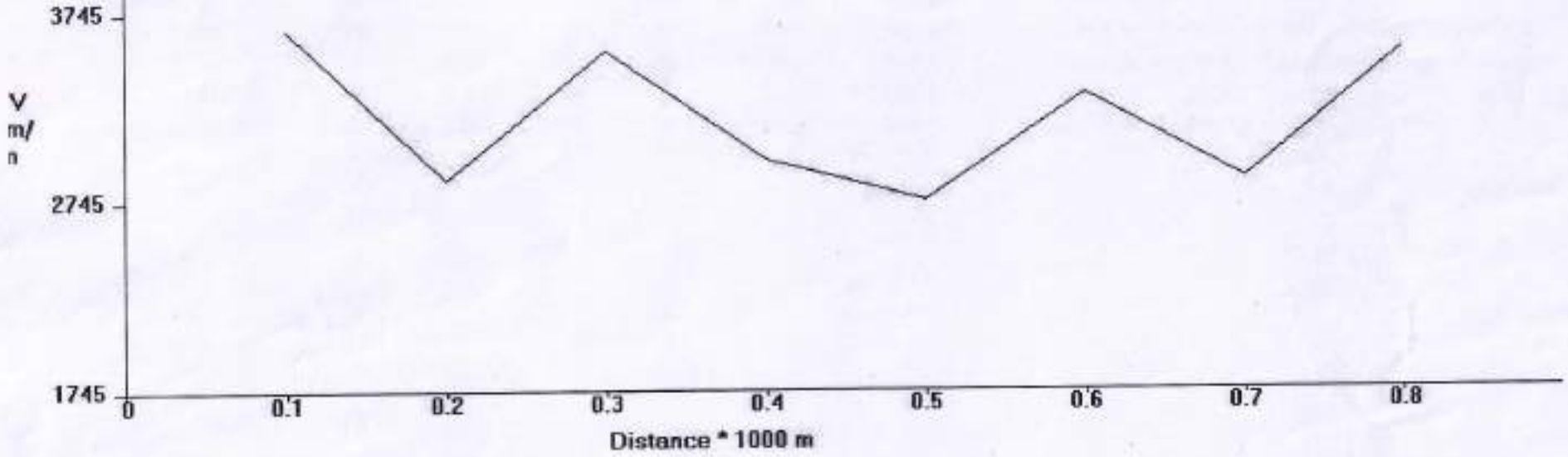

Santosh
16-03-2022

NS
Sanyam
BU