

कार्यपालक अभियंता का कार्यालय
ग्रामीण कार्य विभाग, कार्य प्रमंडल, सिवान-2

पत्रांक.....305..... सिवान, दिनांक.....12-02-2021

प्रेषक,

कार्यपालक अभियंता
ग्रामीण कार्य विभाग
कार्य प्रमंडल, सिवान-2

सेवा मे,

सचिव-सह-प्राधिकृत पदाधिकारी
विहार ग्रामीण पथ विकास एजेन्सी
भूमि विकास बैंक भवन
बुद्ध मार्ग, पटना।

विषय:- मुख्यमंत्री ग्राम सर्मक योजना (SC) के पथों में कार्यों के भुगतान हेतु राशि की अधियाचना के संबंध में।

प्रसंग:- भवदीय पत्रांक 3429 पटना / दिनांक 25.06.2015

महाशय,

उपर्युक्त विषयक मुख्यमंत्री ग्राम सर्मक योजना (प्रोग्राम फंड) का विवरणी विहित प्रपत्र में संवेदक का नाम प्राधिकार पत्र निर्गत करने एवं राशि अधियाचना हेतु प्रपत्र में भर कर समर्पित किया जा रहा है।

अतः उक्त योजना अन्तर्गत कुल राशि 181.20156 (एक करोड़ एकासी लाख बीस हजार एक सौ छपन) रुपये मात्र का बैंक प्राधिकार निर्गत करने की कृपा की जाय। अधियाचित राशि का विपत्र मापी पुस्तिका में अंकित है, जिसका उल्लेख विवरणी में अंकित कर दिया गया है।

अनुलग्नक :- 1) अधियाचना प्रपत्र
2) उपयोगीता प्रमाण पत्र।

2021
11/2/21
A E

विश्वासीभाजन
12/2/21
कार्यपालक अभियंता
ग्रामीण कार्य विभाग, कार्य प्रमंडल,
सिवान-2
11/2/21
B.K.

**RURAL WORKS DEPARTMENT
MMGSY (SC) ALLOTMENT REQUISITION FORMAT**

Name of Division:- RWD, Siwan-2

S. No	Year	Name of Road	Name of Contractor (In English)	Administrative Sanction		Agreement Amount (In Lacs)		Allotment Received (In Lacs)	Total Expenditure as per MIS (In Lacs)	Value of Measurement (In Lacs)	Current Demand (in lacs) (11-9)	Remarks
				Length (In Km)	Amount (In lacs)	Main. Work	Maintenance					
1	2	3	4	5	6	7	8	9	10	11	12	13
1	2013	T02 Guthani Darauli Road to Bauri Bhaer Tola	Anjishnu Const.	0.85	66.48293	60.05835	2.64835	60.05834	60.05834	60.05834	0.00	
2	2013	T02 Jayjaur to Jayajaur Harizan Tola	Ravi Pratap Sahi	0.57	46.911	46.91138	0.14924	41.33836	41.0498	41.0498	0.00	
3	2013	Guthani Darauli Pitch Road Ghetepur to Dumhar Choudhery Tola	Hathua Const.	3.28	234.4187	216.2826	18.13607	210.95	210.7551	210.7551	0.00	
4	2015	Babhruali Bargown PMGSY Path Churchnawa to Mania Harizan Tola	Ravi Pratap Sahi	0.45	33.62	32.22837	1.02343	28.77401	28.77401	28.77401	0.00	
5	2015	L052 Pateji Marg to Bhirauli Path	Shri Surender Rai	2.625	179.0996	149.1548	15.7659	152.4995	152.4995	152.4995	0.00	
6	2015	T03 Guthani Sematar Path to Tenua Bihari Bujurg	Vijay Panday	1.45	105.05513	98.10539	6.93924	94.78205	94.78205	94.78205	0.00	
7	2015	L024 Jataur Tola Khurd Path to Tarka	M/S Vindayavashni Con.	1.275	90.28497	83.6257	6.24445	83.47861	83.47861	83.47861	0.00	
8	2015	T02 to Balli Path	Vijay Singh	1.5	100.70199	89.88679	7.68338	90.00486	90.00486	90.00486	0.00	
9	2015	Siwan Guthani Path to Gopalchak	Rajesh Kumar	1.6	116.0991	108.4198	7.64447	108.4198	108.4198	108.4198	0.00	
10	2015	Tarwan Chandaur Path to Pakri	M/S Yadav Con.	2.75	198.98948	178.9308	13.87007	172.25781	172.25781	172.25781	0.00	
11	2015	Garva Pitch Road to Karnai Harizan Tola	M/S Harsbit Con.	2.1	149.05701	141.2837	5.77167	136.81441	136.81441	136.81441	0.00	
12	2015	T03 to Ruia	Narayani Con. PVT.LTD	2.425	171.40174	165.3856	10.0553	141.65054	141.65054	141.65054	0.00000	
13	2016	T04 Siwan Badali Road to Hasuwa	M/S Kamleshwar Rai	2.05	159.35536	137.2914	115.446	136.05964	136.05964	136.05964	0.00	
14	2016	DonChakri Pitch Road to Gangpali Harizan Tola	M/S Yadav Con.	2.05	146.21	123.6934	123.588	123.588	123.588	123.588	0.00	
15	2016	T02 to Bedauli	M/S Bhardwaj Cons.	2.00	152.26602	139.0141	4.86214	125.65	125.65	125.65	0.00	
16	2016	PMGSY Road Bishunpura to Gandharva Harizan	M/S Bhardwaj Cons.	1.40	104.76096	99.79916	2.60469	99.37475	99.37475	99.37475	0.00	
17	2016	Mishrauli to Shapur	M/S Bhardwaj Cons.	2.50	188.42176	178.2647	7.78293	177.06892	177.06892	177.06892	0.00	
18	2016	T01 SH to Kamie	Anjishnu Const.	1.00	65.69261	54.60625	4.5171	51.30204	51.30204	51.30204	0.00	
19	2016	T02 Guthani Darauli Path to Khirauli	Kumar Ravi Shankar	0.50	39.70874	35.73406	0.00381	31.19479	31.19479	31.19479	0.00	
20	2016	L052 Manpur pateji Marg to Tetia Miya Tola via Dam Tola	Ravindar Kumar Dubey	1.00	78.80116	70.80417	0.11687	67.07273	67.07273	67.07273	0.00	

S. No	Year	Name of Road	Name of Contractor (In English)	Administrative Sanction		Agreement Amount (In Lacs)		Allotment Received (In Lacs)	Total Expenditure as per MIS (In Lacs)	Value of Measurement (In Lacs)	Current Demand (in lacs) (11-9)	Remarks
				Length (In Km)	Amount (In lacs)	Main. Work	Maintenance					
1	2	3	4	5	6	7	8	9	10	11	12	13
21	2016	Bulaha Sarharwa Pith Road to Gauri Harizna Tola	Anjiso Const.	1.00	73.17496	62.43034	3.42713	33.68	33.68	61.88683	0.00000	
22	2017	Patar Darauli Pith Road to Trikalpur Singhpur	M/S Yadav Con.	1.75	119.81467	102.9162	4.91701	84.01344	84.01344	101.56994	0.00000	
23	2017	Patar Darauli Pith Road Patel Chak to Darauli Toka Tola	M/S Harshit Con.	2.35	151.28912	129.1352	7.02503	126.86	126.86	126.86	0.00	
24	2017	Bhwarajpur High School to Noniya Tola	Avnish Kumar Shahi	1.30	87.69382	74.74051	4.18392	72.4	72.4	72.4	0.00	
25	2017	N.H to Jipatti	M/S Siwan Const. PVT.LTD.	1.55	102.64	86.6865	4.47077	75.21	75.21	75.21	0.00000	
26	2017	Chitmath to Noniya Tola	Amit Kumar Chaturvedi	0.75	50.50820	43.00812	2.44926	42.40	42.40	42.40	0.00000	
27	2017	Asson Arakpur (Dora Tola) to Mhrana Pralap Daspai Tola	M/S North Bihar Construction Corporation	2.15	155.478	122.4764	7.09525	115.74	115.74	115.74	0.00000	
28	2017	Bahlmuli Bargown PMGSY Path to Baikunth Chapar	Krishnapali Const. PVT.LTD.	1.275	84.060	69.75603	3.54876	68.55000	68.55000	68.55000	0.00000	
29	2017	T02 Titra Banka More to Chotka Maniha	Genius Construction	3.450	224.41160	203.8882	7.96946	140.55000	140.55000	140.55000	0.00000	
30	2017	L072 Semariya Kabristhan to Harizan Tola Chamar Tola	Vijay Panday	2.025	111.27447	92.89578	7.25123	91.93657	91.93657	91.93657	0.00000	
31	2017	L022 Sematar Kamesar Road to Chit Bishwa	Vijay Panday	1.150	75.38259	64.88125	2.96308	32.65000	32.65000	62.80000	0.00000	
32	2017	L024 Tali Buzurg Nahar Pul to Tali Khurd	Robin Kumar Singh	0.650	42.70100	35.67571	1.87971	33.50000	33.50000	33.50000	0.00000	
33	2017	Pachlakhi Angauta Path to Angauta Mauja	Manju Devi	1.725	107.55000	87.34987	4.52149	83.90000	83.90000	83.90000	0.00000	
34	2017	L034 Vijaypur Chandauli More to Mishrauli	Ankur Kumar	0.950	65.71900	54.58182	3.30103	51.80000	51.80000	51.80000	0.00000	
35	2017	L027 Sahasraw Arakpur to Sadalpur Nonia Tola	Akash Kumar Tiwari	0.550	41.96500	34.77357	0.74515	34.09802	34.09802	34.09802	0.00000	
36	2017	L032 Tiyay to Uttar Mathia	Ravi kumar Singh	0.600	38.75600	31.61231	1.00612	31.11514	31.11514	31.11514	0.00000	
37	2017	Semariya to Nahar Tak	Rajiv Kumar	1.225	76.09000	61.15342	5.85589	61.13948	61.13948	61.13948	0.00000	
38	2017	L040 Dharama to Bandh Hote hue Patar Harizan Tola	Vijay Panday	1.700	113.62040	96.00517	6.47066	76.80414	76.80414	76.80414	0.00000	
39	2017	PMGSY Path to Kariya Tola	Vijay Panday	1.300	87.06611	74.42189	3.93760	63.71910	63.71910	63.71910	0.00000	
40	2017	T04 to Baroha	M/S Yadav Con.	1.350	91.83984	77.73929	4.91656	76.62715	76.62715	76.62715	0.00000	
41	2018	T07 Andar Asaw Road to Balawa Tola	Rohit Kumar Singh	1.600	114.37000	88.09825	12.83259	87.34202	87.34202	87.34202	0.00000	

14

S. No	Year	Name of Road	Name of Contractor (In English)	Administrative Sanction		Agreement Amount (In Laacs)		Allotment Received (In Laacs)	Total Expenditure as per MIS (In Laacs)	Value of Measurement (In Laacs)	Current Demand (in laacs) (11-9)	Remarks
				Length (In Km)	Amount (In laacs)	Main. Work	Maintenace					
1	2	3	4	5	6	7	8	9	10	11	12	13
42	2018	L054 Gahilpur High School se Gahila Harijan Tola	Shri Surendar Rai	1.275	90.54000	71.45359	8.41930	68.85751	68.85751	68.85751	0.00000	
43	2018	Kanhaulai Kakria Dih Pitch to Haranatar Noniya Tola	Bangra Construction PVT.LTD	0.775	64.94600	53.84972	3.28972	52.45680	52.45680	52.45680	0.00000	
44	2018	Siwan Andar (Hanuman Mandir) to Kodiala Primari High School	Nippu Singh	0.400	33.73800	32.12117	1.84671	31.53557	31.53557	31.53557	0.00000	
45	2018	Mairwa Darauli Main Road to Bali Punak Road	Ujjwal Raj	1.100	79.78000	63.19875	7.16238	60.55900	50.55900	62.62131	0.00000	
46	2018	Galimapur Bin Tola to Dakshin Tola	Om Parkash Chaulan	0.500	36.92400	29.00093	3.54004	28.90557	28.90557	28.90557	0.00000	
47	2018	L037 Andar Narerdarput Road to Madeshila Choudhary Tola	Shashi Shekhar shishodiya	0.950	77.29200	65.44162	4.12086	63.59000	63.59000	63.59000	0.00000	
48	2018	T03 Guthani Sohagra Path to Khapwa Yadav Tola	Shashi Shekhar shishodiya	0.500	38.38800	29.90381	4.26155	18.61282	18.61282	18.61282	0.00000	
49	2018	L033 Goharuwa Path to Laxmipur	M/S Abhi Infra Construction	0.725	59.00400	47.84555	4.05512	47.74402	47.74402	47.74402	0.00000	
50	2018	Mairwa Nautan Path to Baluani	Bachcha Pandey	0.825	60.50400	47.58467	5.74868	45.55680	45.55680	45.55680	0.00000	
51	2018	Mairwa Darauli Main Road Kishumpali to Deoriya Tola	M/S Vindiyavashni Cen.	1.500	104.85000	85.61113	6.34882	67.77501	67.77501	67.77501	0.00000	
52	2018	T03 to Garar Tak	Pinki Singh	0.200	13.64600	11.38150	0.22440	8.34640	8.34640	8.34640	0.00000	
53	2019	Ashwa Arakpur Path to Shivpur Yadav Tola	Ravikesh Kumar Singh	0.600	44.93600	35.89412	3.72557	29.67040	29.67040	29.67040	0.00000	
54	2019	Jamapur to Patar Path to Chhitanpur Nahar Tak	Dhiraj Kumar Singh	0.600	43.16800	32.82684	5.26193	23.02765	23.02765	23.02765	0.00000	
55	2019	Jairam Yadav Ke Ghar to Kali Sthan Tnk (Durga Mandir) Mao Auskauni	Pashupati Nath Singh	1.300	88.42000	68.29043	9.73774	28.74348	28.74348	28.74348	0.00000	
56	2019	Mairwa Darauli Main Road to Majhwaliya Path	Bangra Construction PVT.LTD	1.200	88.04000	78.04722	8.01125	32.54018	32.54018	45.96673	0.00000	
57	2019	Badheyra Punak Pitch Road to Khap Punak Path	Bangra Construction PVT.LTD	1.050	73.86000	63.62225	8.61711	35.27657	35.27657	35.27657	0.00000	
58	2019	Mairwa Guthani SII to Olia	Rajiv Kumar	0.500	37.98100	30.22819	3.26458	16.60090	16.60090	16.60090	0.00000	
59	2019	Balhu Pokham CMDG Pitch Road to Patchra	M/S Abhi Infra Construction	1.100	82.77000	65.76715	7.19164	20.00358	20.00358	20.00358	0.00000	

Handwritten signature


S. No	Year	Name of Road	Name of Contractor (In English)	Administrative Sanction		Agreement Amount (In Lacs)		Allotment Received (In Lacs)	Total Expenditure as per MIS (In Lacs)	Value of Measurement (In Lacs)	Current Demand (In Lacs) (11-9)	Remarks
				Length (In Km)	Amount (In Lacs)	Main. Work	Maintenance					
1	2	3	4	5	6	7	8	9	10	11	12	13
60	2019	Sidhwal Jiradeal BT Path to Purab Tola	M/S Siwan Const. PVT.LTD.	0.900	67.31500	60.12859	5.83940	44.60489	44.60489	51.71730	0.00000	
61	2019	Mahjan Chaudhari Mishrauli Tola to Shankerpur	M/S Siwan Const. PVT.LTD.	1.200	88.07000	78.09393	63.52100	63.52100	63.52100	63.52100	0.00000	
62	2019	L133 to Nandpali PMGSY to Bin Tola Path	Nippu Singh	0.900	67.30400	49.61355	4.15002	20.35096	20.35096	36.51260	0.00000	
63	2019	T02 (SII) Balli MMGSY Road to T02 (SII) Sariya Tak MMGSY Road	Ishad Khan	1.950	129.29000	104.17132	18.20942	54.64043	54.64043	70.49261	0.00000	
64	2019	Darauli Guthani Road to Mahuja Primary School	Om Parkash Chauhan	0.800	55.49200	43.34878	5.59860	18.34845	18.34845	32.25958	0.00000	
65	2019	Aklohi to Sishani (MMGSY) to Parchuwa Nahn Tak	M/S Abhi Infm Construction	1.950	102.67000	79.75228	10.79439	44.80959	44.80959	44.80959	0.00000	
66	2019	Piprahiya Tin Muhani to Mishrauli Tola	Prem Kumar Rai	0.900	64.55482	51.11785	6.98144	18.99050	18.99050	18.99050	0.00000	
67	2019	Shivpur Sakra PMGSY Path to Harizan Tola Path	Mukul Kumar Singh	0.450	31.85600	24.52534	3.55813	6.92670	6.92670	6.92670	0.00000	
68	2019	Purab Tola to Dhobi Tola	Amrendra Kumar Rajan	0.800	62.97100	54.39250	7.20683	22.14606	22.14606	22.14606	0.00000	
69	2019	SII 89 to Primary School Hathundi	Nasir Khan	0.850	58.99400	48.22281	8.74196	12.45847	12.45847	33.50180	0.00000	
70	2019	Bakuluri MMGSY Path to Turwan Gohath Tola	Mukesh Kumar Singh	0.550	37.73600	28.31146	4.97375	10.27063	10.27063	10.27063	0.00000	
71	2019	T02 Andar Aswa Road to Annaur Kolri Tola	Jitendar Kumar Singh	0.800	62.97100	54.39250	7.20683	26.01192	26.01192	36.58391	10.57199	
72	2019	Ander Tier Path to Dudhwalia	M/S Yadav Con.	1.900	148.99000	114.89555	16.59058	56.93636	56.93636	77.44712	20.51076	
73	2019	Sakra Parsurampur PMGSY Road to Sakra Tola	Ankit Kumar	0.600	50.66500	46.66289	2.92943	10.54793	10.54793	10.54793	0.00000	
74	2019	Dhobi Tola Tikri to Haizan Tola	Rajeev Ranjan	0.500	45.77800	41.59563	2.48769	35.18900	35.18900	35.18900	0.00000	
75	2019	Middle School Harihanse Ke Pas to Timuhani Tak	Pinkesh Kumar Singh	0.800	58.45300	50.79530	6.39982	13.48626	13.48626	19.26609	0.00000	
76	2019	Prathetik Vidyalaya Auwal to Santhi	Pinkesh Kumar Singh	0.600	45.11100	32.06674	5.28814	14.77526	14.77526	21.10751	0.00000	
77	2019	Khalwa Jayshree More (PMGSY Path) to Chaudhury Tola	Bajjnath Dubey	0.400	30.98700	27.99552	2.34554	13.83169	13.83169	19.75955	0.00000	


[Handwritten signature]


S. No	Year	Name of Road	Name of Contractor (In English)	Administrative Sanction		Agreement Amount (In Laes)		Allotment Received (In Laes)	Total Expenditure as per MIS (In Laes)	Value of Measurement (In Laes)	Current Demand (in laes) (11-9)	Remarks
				Length (In Km)	Amount (In laes)	Main. Work	Maintenance					
1	2	3	4	5	6	7	8	9	10	11	12	13
78	2019	PMGSY Partapur Road to T02 Pakwalya	Rohit Kumar Singh	2.200	138.90000	110.74279	25.25333	0.00000	0.00000	47.35545	0.00000	
79	2019	Machakan MMGSY Road to Pokhara Tola	M/S Siwan Const. PVT.LTD.	0.800	62.20500	50.96285	8.10211	10.00000	10.00000	10.00000	0.00000	
80	2019	T01 SH to Kardaspur	Ankit Kumar	0.500	45.31700	38.37825	1.52513	23.16880	23.16880	33.09828	0.00000	
81	2019	Kishunpali to Mahipalwa	Ujjwal Raj	1.200	86.45000	68.01684	8.24002	20.96960	20.96960	20.96960	0.00000	
82	2019	Middle School Hathauri Bridge Ke Pas Pich Tak	Sarvesh Kumar	0.600	43.55400	36.71140	4.92090	10.46438	10.46438	14.94912	0.00000	
83	2019	Jamapur Asan PMGSY Road to Shankpur upto Nahar Tak	Dhiraj Kumar Singh	0.500	36.67300	28.85423	3.49132	15.71814	15.71814	15.71814	0.00000	
84	2019	S025 to Mahua bhusha	Pardeep Singh	0.900	61.88500	49.92974	9.16625	15.49965	15.49965	22.14235	0.00000	
85	2019	Bhagwanpur to Bhalua PMGSY Road to Dhabala Tola	Esnar Husain	1.500	91.62000	73.69224	7.08532	41.15033	41.15033	41.15033	0.00000	
86	2019	Dinanath Yadav Ke Ghar to Mathiya Tola	Shankar Traders	0.300	24.04300	18.32875	1.21631	3.95977	3.95977	3.95977	0.00000	
87	2019	Mairwa Guthani Road to Parari Path Ahir Tola	Awanish Kumar Shai	1.150	88.99000	69.98673	8.45774	31.81088	31.81088	45.44412	0.00000	
88	2019	Tilmapur PMGSY Path to Harizan Tola	Rajeev Ranjan Pandey	0.500	40.08600	35.60947	3.63275	0.00000	0.00000	15.68259	0.00000	
89	2019	Sarokha to Shadulpur	Gorakh Singh	1.650	116.19000	92.79987	15.37875	0.00000	0.00000	70.65890	0.00000	
90	2019	Harihansh Hussianganj Path to Hathauri Path	Gorakh Singh	1.300	85.83000	71.52613	12.60610	0.00000	0.00000	42.21043	0.00000	
91	2019	Akolhi Sishani MMGSY Path to Hardev Choudhary Tola	Brajesh Kumar	2.200	145.90000	120.50615	22.69022	0.00000	0.00000	90.89890	0.00000	
92	2019	Kabirpur Bazer Road to Kabirpur Rajput Tola	Abhinava Kashyap	0.500	39.92700	36.78399	2.27538	0.00000	0.00000	18.20580	0.00000	
93	2019	Kabirpur Harijan Tola to Kabirpur Ushra Tola	Balinder Chaudhary	1.500	113.05000	98.21261	12.55863	0.00000	0.00000	49.65621	0.00000	
94	2019	T02 to Uma Bin Ke Ghar tak	Kutubddin Khan	0.850	63.09400	52.93421	8.43538	0.00000	0.00000	38.42990	0.00000	
95	2019	Hussainganj Harihansh Road to Hussainganj Gopalpur Road	Narayani Con. PVT.LTD	1.200	89.84000	75.07573	8.59551	0.00000	0.00000	40.80590	0.00000	

4

S. No	Year	Name of Road	Name of Contractor (In English)	Administrative Sanction		Agreement Amount (In Lacs)		Allotment Received (In Lacs)	Total Expenditure as per MIS (In Lacs)	Value of Measurement (In Lacs)	Current Demand (in lacs) (11-9)	Remarks
				Length (In Km)	Amount (In lacs)	Main. Work	Maintenance					
1	2	3	4	5	6	7	8	9	10	11	12	13
96	2019	Barhi Tola to Choudhary Tola	Naryani Con. PVT.LTD	2.000	139.20000	112.66039	18.80206	0.00000	0.00000	70.78590	0.00000	
97	2019	Asaon to Sahasraw PMGSY Pth to Arrarahi	Raviender Kumar Dubey	1.050	63.09400	58.53334	7.28599	0.00000	0.00000	35.86890	0.00000	
98	2019	Renua Scingarpatti Path to Bin Tola	Rajeev Kumar Singh	1.200	92.97000	80.41861	7.70518	0.00000	0.00000	40.45690	0.00000	
99	2019	Near Primary Urdu School Ramnagar to Chata Markan PMGSY Road	Prem Kumar Rai	1.000	74.09000	65.76549	4.83256	0.00000	0.00000	22.65890	0.00000	
100	2019	Tapeshar Yadav Ke Ghar to Bharti Tola	Akash Kumar Tiwari	0.700	49.11800	39.77485	8.42400	0.00000	0.00000	23.88877	0.00000	
101	2019	Hussainganj to Narendrapur PMGSY Road to Narayanpur to Khem Bhatkan PMGSY Road	Shivjee Yadav	0.300	24.86600	20.36797	1.50101	0.00000	0.00000	19.88721	0.00000	
102	2019	T02 to Bulli Tola	Abhinava Kashyap	0.500	33.91200	28.03668	5.21120	0.00000	0.00000	13.03431	0.00000	
103	2019	Dudhahi to Amarapur Bhar Toli	Om Parkash Chauhan	0.750	52.60800	40.73744	5.68677	0.00000	0.00000	30.60739	0.00000	
104	2019	Hathuari Bridge to T02	M/S Ravindar Yadav	0.700	52.06200	45.66922	5.21047	0.00000	0.00000	14.01608	14.01608	
105	2019	Pakwalia Dhala Road to Sidhwal Mandari Tak	Vijay Singh	1.500	94.96000	75.11717	17.94926	0.00000	0.00000	43.21205	43.21205	
105	2019	L029 Jataur Bhangra to Jataur	Rahul Kumar Gupta	0.500	41.87100	38.48691	2.43777	0.00000	0.00000	37.94746	37.94746	
106	2019	T02 to Markan Tola Terighat	Abhinay Kashyap	0.600	46.76900	42.74715	2.92181	0.00000	0.00000	37.84470	37.84470	
107	2019	Harpur to Bikaur PMGSY Road to Bikaur Mathiya Path	Ankit Kumar	0.700	49.36900	42.51831	5.84324	0.00000	0.00000	17.09852	17.09852	
				8959.1809	7625.743	990.7137	4956.75523	4946.27177	6017.77867	10120156		


 DAO
 RWD, WORKS DIVISION
 SIWAN-2


 EXECUTIVE ENGINEER
 RWD, WORKS DIVISION
 SIWAN-2


 11.2.21


FORM GFR 19-A
 (See Government of India's Decision (I) below Rule-150)
 Form of Utilisation Certificate up to 11th February 2021
MUKHIYA MANTRI GRAM SADAK YOJNA (SC)

SLNo	Name of Scheme	Sanction No. & Date with Amount, (In Rs. Lacs)	Amount Received (In Rs. Lacs)	Particulars
1	Construction of Rural roads under MMGSY(SC)	30/09/07.2014	13,91873	Certified that out of Rs 5061.11376 lacs received during the years 2020-21 in favour of Ex. Engineer, RWD, Works Division, siwan-2 Bihar, a sum of Rs 4917.80396 Lacs has been utilized for the purpose of MMGSY Schemes as given in the margin for which it was sanctioned and that the balance of Rs 143.30980 lacs remaining unutilized at the end of the period under.
		38/22.08.2014	22,96263	
		51.26.09.2014	97,89229	
		50/10.12.2014	177.58	
		32/23.06.2015	151,98737	
		46/28.08.2015	274,46322	
		55/06.10.2015	197,72998	
		59/29.10.2015	123,96198	
		79/31.12.2015	70,31278	
		94/01.01.2016	119,82949	
		115/05.03.2016	16,44297	
		127/09.03.2016	41,78502	
		146/13.06.2016	51,46641	
		146/13.07.2016	1,09298	
		161/01-09-2016	6,80581	
		185/03.11.2016	18,80570	
		191/29.11.2016	34,39435	
		05/20.01.2017	66,20667	
		08/27.01.2017	79,24856	
		22/23.02.2017	55,52710	
		28/06.03.2017	131,13714	
		34/25.03.2017	25,49023	
		49/00.03.2017	7,76568	
		43/25.03.2017	75,26793	
		61/15.05.2017	43,72369	
		67/22.05.2017	29,49737	
		83/11.07.2017	32,46776	
		87/19.07.2017	39,87331	
		106/01.09.2017	36,14426	
		98/11.08.2017	11,43794	
		96/16.08.2017	54,24000	
		148/04.12.2017	36,59517	
		116/18.09.2017	8,01812	
		07/09.01.2018	105,11419	
		60/17.03.2018	66,15621	
		67/26.03.2018	63,55690	
		109/17.05.2018	96,23800	
		148/27.06.2018	18,41902	
		168/24.07.2018	85,45000	
		176/20.07.2018	179,36000	
		202/04.09.2018	36,54000	
		216/19.09.2018	99,26001	
		229/05.10.2018	28,20683	
		236/11.10.2018	29,90865	
		251/05.11.2018	54,46651	
		268/05.12.2018	52,85392	
		278/14.12.2018	20,16076	
		07/08.01.2019	69,26330	
		11/14.01.2019	25,30565	
		19/26.02.2019	167,31465	
45/29.03.2019	276,26033			
85/05.07.2019	92,41619			
101/27.08.2019	46,81940			
126/18.10.2019	136,34917			
08/13.01.2020	59,03514			
10/28.01.2020	62,62042			
26/07.02.2020	36,44342			
37/19.02.2020	9,37792			
42/28.02.2020	44,79763			
50/06.03.2020	28,60589			
92/03.06.2020	18,85891			
113/23.07.2020	34,37262			
132/27.08.2020	10,08189			
147/09.09.2020	36,90852			
154/18.09.2020	15,66919			
163/29.09.2020	58,45307			
190/01.11.2020	60,89453			
07/19.01.2021	527,85379			
03/04.02.2021	251,76146			
		Total :	5061.11376	

2. Certified that I have satisfied myself that the conditions on which the grants-in-aid was sanctioned have been duly fulfilled/are being fulfilled and that I have exercised the following checks to see that the money was actually utilized for the purpose for which it was sanctioned.

Kind of Checks exercised :-

- Works have been supervised by Executive Engineer/Superintending Engineer.
- Periodical inspection has been conducted by Executive Engineer/ Superintending Engineer.
- Construction materials have been tested.
- Measurements have been recorded in the MBs and test check conducted by the Assistant Engineer/ Executive Engineer.
- All other codal formalities have been observed.

Physical Progress achieved :-

- Construction of Road works.
- Construction of CD works.

[Signature]
 DAO

RWD, WORKS DIVISION
 SIWAN-2

[Signature]
 11/2/21

EXECUTIVE ENGINEER
 RWD, WORKS DIVISION

B/S SIWAN-2
 11/02/21 11.2.21