कार्यपालक अभियंता का कार्यालय
ग्रामीण कार्य विभाग, कार्य प्रमंडल, मढ़ौरा।

बिहार सरकार

E-Mail – eerwd.marhaura@yahoo.com

पत्रांकः– 237 मढ़ौरा / दिनांकः– 30-01-2021

प्रेषकः–

कार्यपालक अभियंता,
ग्रामीण कार्य विभाग,
कार्य प्रमंडल, मढ़ौरा।

सेवा में,

अपर मुख्य कार्यपालक पदाधिकारी–सह–सचिव,
बिहार ग्रामीण पथ विकास अभिकरण, बिहार, पटना।

विषयः–शीर्ष MR-3054 योजनान्तर्गत बिहार ग्रामीण पथ नई अनुरक्षण नीति-2018 के तहत् स्वीकृत कार्य का आवंटन मॉग के संबंध में।

प्रसंगः– भवदीय के पत्रांकः-113 अनु0, दिनांकः-10-01-2020

महाशय,

उपरोक्त विषयक प्रासंगिक पत्र के संबंध में कहना है कि इस कार्य प्रमंडल, अंतर्गत शीर्ष-**3054 (MR-3054)** अंतर्गत बिहार ग्रामीण पथ नई अनुरक्षण नीति-2018 के तहत् **संवेदक मे0 जे0के0 एण्ड कम्पनी** के द्वारा किये गये पथ का अधियाचना उक्त प्रासंगिक पत्र द्वारा प्राप्त विहित प्रपत्र में भरकर आवंटन हेतु अधियाचना सादर समर्पित की जा रही है।

अतः अनुरोध है कि अधियाचना प्रपत्र में दर्शाये गये पथवार राशि कॉलम सं0-**18** के अनुरूप पथों में आवंटन उपलब्ध कराने की कृपा की जाय ताकि संवेदक द्वारा पथ में किये गये कार्य का भुगतान किया जा सकें।

अनु0–1) अधियाचना प्रपत्र।
2) **19** ए प्रपत्र।
3) BOMP Indicator Report

विश्वासभाजन

30/1/21

कार्यपालक अभियंता,
ग्रामीण कार्य विभाग,
कार्य प्रमंडल, मढ़ौरा।

30/1/21

FORM GER-19-A

(See Government of India 'S Decision (I) below Rule -150)

Form of Utilization Certificate up to the Month of JANUARY-2021

PIU:- Executive Engineer RWD Works Division, Marhaura

SL No	Name of Scheme	Sanction No& Date with Amount (in Lacs Rs.)	Amount Received (in lacs Rs.)	Particulars
1	Construction of Rural Roads under MR-3054 (New Maintenance Policy-2018)	सचिव ब्राडा के पत्रांक–05 (अनु0) दिनांक–12-01-21	**2006.58374**	Certified that out of **Rs-2006.58374** Lacs received during the Years, 2018-19 & 2019-20, 2020-21 in favour of E.E., R.W.D. Works Division Marhaura Sum of **Rs- 2002.40095** Lacs has been utilized for the Purpose of MR-3054 New Maint. Policy-2018 Scheme as given in the margin for Which it was Sanctioned and that the balance of **Rs-4.18279** Lacs remaining unutilized at CFMS the end of the period under report.

27/01/2021

Divisional Account Officer
R.W.D. (W) Division Marhaura

30/1/21

Executive Engineer
R.W.D. (W) Division Marhaura

30/1/21

Requisition Formate for Scheme Head - MR(3054) under Bihar Rural Road Maintenance Policy-2018 (Initial Rectification and Surface Renewal)

Name of works Division:- Rural Work Department, Work Division, Marhaura.

SL No.	Package No.	Name of Road	Project ID as per MIS	Administrative Approval (AA) Letter No & Date	Administrative Approval (AA)		Agreement Amount (In Lakh)		Agreement No & Date	Date of Completion as per Agreement	Actual Date of Completion	Value of IRI (in mm/km)	Thickness of Bitumen Layer (in mm)	Value of Bitumen Content in Percentage	Previous Total Alloted Amount (In Lakh)	up-to-date expenditure as per MIS (In Lakh)	Requisition against work done. (In Lakh)	Remarks
					Length (In Km.)	Amount of (In Lakh)	Initial Rectifyation with Surface Renewal (In Lakh)	5 Years Routne Maintenance (In Lakh)										
1	2	3	4	5	6	7	8	9	10	11	12	13	14	15	16	17	18	19
1	MR-N/ 19-20Marhaura/09	SITALPUR TO RAJWARA PATH.	31306202104	Lt. No-1882 Dt-24-06-19	5.510	226.03600	132.72285	40.51106	09/MR-3054/MBD/ 2019-20	24-11-2020	03-05-2020	1528.31	25 mm	5%	112.09110	112.09027	2.30950	Work Completed
2	MR-N/ 19-20 Marhaura/09	PACHRAUR TO YAKUCHAK PATH.	31306202077	Lt. No-1882 Dt-24-06-19	4.480	159.28700	94.98718	38.60288	09/MR-3054/MBD/ 2019-20	21-11-2020	06-05-2020	1565.37	25 mm	5%	84.70755	84.70755	2.83034	Work Completed
3	MR-N/ 19-20 Marhaura/08	BIJAULI TO BIJAULI PATH	31306402015	Lt. No-1882 Dt-24-06-19	3.820	173.64400	81.71327	30.61085	08/MR-3054/MBD/ 2019-20	21-11-2020	17-03-2020	2409.59	25 mm	5%	72.47719	72.25090	2.93090	Work Completed
4	MR-N/19-20 Marhaura/20	BIJAULI TO BAGDHA PATH	31306402014	Lt. No-3074 Dt-17-07-19	4.600	213.41450	154.78370	43.65813	06/MR-3054/MBD/ 2020-21	25-02-2021	03-06-2020	1526.15	25 mm	5%	138.38106	138.38106	0.12585	Work Completed
5	MR-N/ 19-20Marhaura/07	BHAGWANPUR TO KARCHAULIA PATH	31306402011	Lt. No-1882 Dt-24-06-19	2.800	124.82700	61.42413	24.31633	06/MR-3054/MBD/ 2019-20	21-11-2020	17-03-2020	2255.18	25 mm	5%	54.24388	54.13688	2.61677	Work Completed
														Total:-			10.81336	

1. Signed Hard Copy and Soft Copy (in excel) of recorded IRI is enclosed.
2. Up-to-date Physical Progress has been Uploaded in MIS.

30/7/24

Executive Engineer
Rural Work Department
Work Division, Marhaura

30/7/24

File :E:\BUMP\02.05.2020\02051100.Xls, Section No. :3. Eqn : Y = 0 * X ^ 2 + 0.816 * X + 249

Name of Customer :J K and Company. Name of Work/ Road :Shitalpur - Rajwara. Lab Job number .03

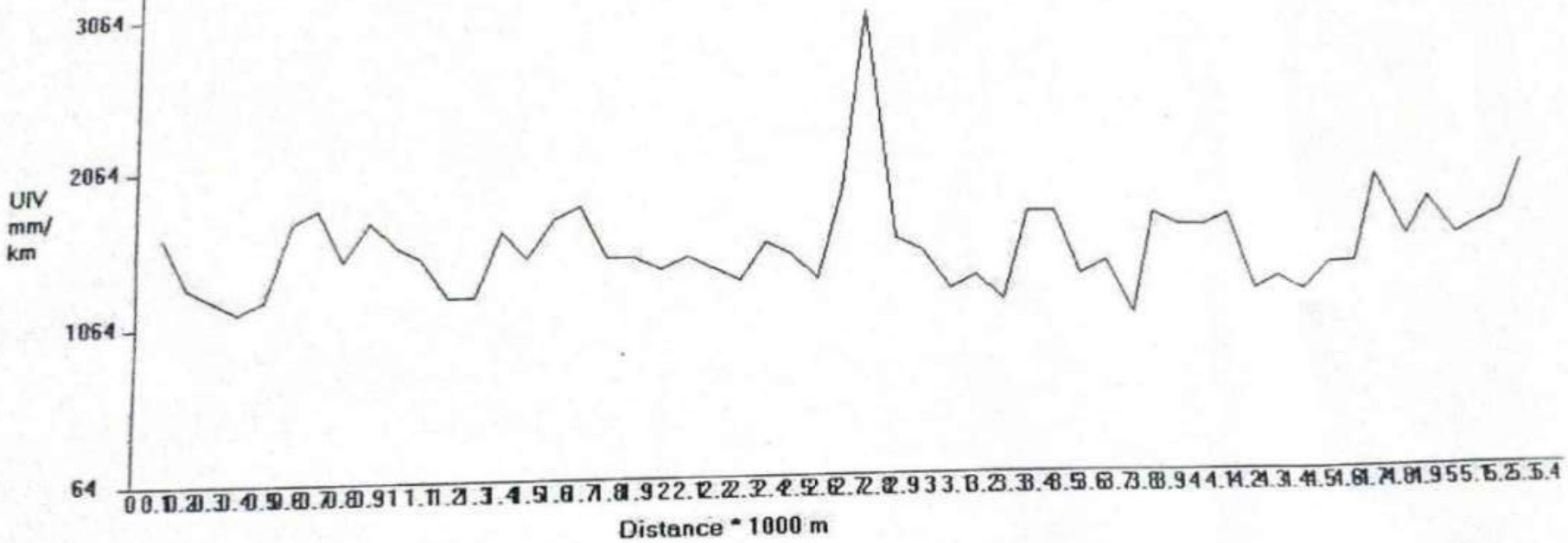

30/1/21

कार्यपालक अभियन्ता
ग्रा0 कार्य वि0 क[illegible]
भढौरा [illegible]

Date	Time	Section No.	Length in km	Bumps in mm	Speed Rate	OR mm/km	IRI mm/km	CATEGORY ROAD		Latitude	Longitude	Event
2/5/20	10:11:0	3	0.1	170	0	1700	1636	G		26.14087	84.839965	Normal
2/5/20	10:11:0	3	0.1	130	20.2	1300	1309	G		26.14142	84.839242	Normal
2/5/20	10:11:19	3	0.1	120	20.2	1200	1228	G		26.14201	84.8384	Normal
2/5/20	10:11:19	3	0.1	110	30.3	1100	1146	G		26.14252	84.837693	Normal
2/5/20	10:11:19	3	0.1	120	30.3	1200	1228	G		26.14312	84.836852	Normal
2/5/20	10:12:0	3	0.1	180	30.3	1800	1717	G		26.14369	84.836077	Normal
2/5/20	10:12:0	3	0.1	190	30.3	1900	1799	G		26.14423	84.835302	Normal
2/5/20	10:12:0	3	0.1	150	30.3	1500	1472	G		26.14479	84.834545	Normal
2/5/20	10:12:29	3	0.1	180	30.3	1800	1717	G		26.14536	84.833737	Normal
2/5/20	10:12:29	3	0.1	160	30.3	1600	1554	G		26.14591	84.832962	Normal
2/5/20	10:12:29	3	0.1	150	30.3	1500	1472	G		26.14647	84.832153	Normal
2/5/20	10:13:4	3	0.1	120	30.3	1200	1228	G		26.14699	84.83138	Normal
2/5/20	10:13:4	3	0.1	120	30.3	1200	1228	G		26.14755	84.830555	Normal
2/5/20	10:13:4	3	0.1	170	30.3	1700	1636	G		26.14806	84.829848	Normal
2/5/20	10:13:39	3	0.1	150	30.3	1500	1472	G		26.14859	84.82904	Normal
2/5/20	10:13:39	3	0.1	180	30.3	1800	1717	G		26.14913	84.828248	Normal
2/5/20	10:14:0	3	0.1	190	30.3	1900	1799	G		26.14966	84.827473	Normal
2/5/20	10:14:15	3	0.1	150	30.3	1500	1472	G		26.1502	84.827	Normal
2/5/20	10:14:15	3	0.1	150	30.3	1500	1472	G		26.15077	84.825908	Normal
2/5/20	10:14:15	3	0.1	140	30.3	1400	1391	G		26.15137	84.825185	Normal
2/5/20	10:14:50	3	0.1	150	30.3	1500	1472	G		26.15207	84.824562	Normal
2/5/20	10:15:0	3	0.1	140	30.3	1400	1391	G		26.15279	84.823972	Normal
2/5/20	10:15:0	3	0.1	130	30.3	1300	1309	G		26.15354	84.82337	Normal
2/5/20	10:15:0	3	0.1	160	30.3	1600	1554	G		26.15424	84.82276	Normal
2/5/20	10:15:25	3	0.1	150	30.3	1500	1472	G		26.15503	84.822222	Normal
2/5/20	10:15:25	3	0.1	130	30.3	1300	1309	G		26.1559	84.821918	Normal
2/5/20	10:16:0	3	0.1	200	10.1	2000	1880	G		26.15679	84.82173	Normal
2/5/20	10:17:0	3	0.1	340	0	3400	3023	G		26.15766	84.821615	Normal
2/5/20	10:17:11	3	0.1	160	20.2	1600	1554	G		26.15849	84.821565	Normal
2/5/20	10:17:11	3	0.1	150	30.3	1500	1472	G		26.15941	84.821565	Normal
2/5/20	10:17:46	3	0.1	120	30.3	1200	1228	G		26.16029	84.821582	Normal
2/5/20	10:18:0	3	0.1	130	30.3	1300	1309	G		26.16118	84.821598	Normal
2/5/20	10:18:0	3	0.1	110	30.3	1100	1146	G		26.16211	84.821615	Normal
2/5/20	10:18:22	3	0.1	180	20.2	1800	1717	G		26.16308	84.821615	Speed Breaker
2/5/20	10:18:57	3	0.1	180	10.1	1800	1717	G		26.1639	84.821632	Normal
2/5/20	10:19:0	3	0.1	130	20.2	1300	1309	G		26.16475	84.821582	Normal
2/5/20	10:19:0	3	0.1	140	20.2	1400	1391	G		26.16572	84.82148	Curve
2/5/20	10:19:32	3	0.1	100	30.3	1000	1064	G		26.16654	84.821228	Normal
2/5/20	10:19:32	3	0.1	180	30.3	1800	1717	G		26.16739	84.820925	Normal
2/5/20	10:19:32	3	0.1	170	30.3	1700	1636	G		26.1683	84.820605	Curve

Y = 0 * X ^ 2 + 0.816 * X + 249
X = 2200
Y = 2044

(R) RURAL ROAD

Good	Average	Poor
<4000	4001-5000	>5001

Date	Time	Section	Length	Bumps	Speed	OR	IRI	CATEGORY		Latitude	Longitude	Event
2/5/20	10: 20: 7	3	0.1	170	30.3	1700	1636	G		26.16918	84.820302	Normal
2/5/20	10: 20: 7	3	0.1	180	20.2	1800	1717	G		26.17006	84.819998	Normal
2/5/20	10: 20: 7	3	0.1	120	30.3	1200	1228	G		26.17087	84.819713	Normal
2/5/20	10: 20: 43	3	0.1	130	30.3	1300	1309	G		26.17171	84.819377	Normal
2/5/20	10: 20: 43	3	0.1	120	30.3	1200	1228	G		26.17252	84.818988	Normal
2/5/20	10: 21: 0	3	0.1	140	30.3	1400	1391	G		26.17332	84.818535	Normal
2/5/20	10: 21: 0	3	0.1	140	30.3	1400	1391	G		26.17416	84.818047	Normal
2/5/20	10: 21: 18	3	0.1	210	20.2	2100	1962	G		26.17498	84.817592	Normal
2/5/20	10: 21: 18	3	0.1	160	20.2	1600	1554	G		26.17577	84.81712	Normal
2/5/20	10: 21: 53	3	0.1	190	30.3	1900	1799	G		26.17654	84.81668	Normal
2/5/20	10: 22: 0	3	0.1	160	30.3	1600	1554	G		26.17731	84.816245	Normal
2/5/20	10: 22: 0	3	0.1	170	30.3	1700	1636	G		26.17814	84.815757	Normal
2/5/20	10: 22: 29	3	0.1	180	30.3	1800	1717	G		26.17895	84.815268	Normal
2/5/20	10: 22: 29	3	0.1	220	30.3	2200	2044	G		26.17977	84.814813	Normal

30/1/21

कार्यपालक अभियन्ता
ग्रा0 कार्य वि0 क...
मढौरा सारण

File :E:\BUMP\Pachraur to yakuchak\07052005.Xls, Section No. :31, Eqn : Y = 0 * X ^ 2 + 0.816 * X + 249

Name of Customer :J K and Company, Name of Work/ Road :Pachraur - Yakuchak, Lab Job number :31

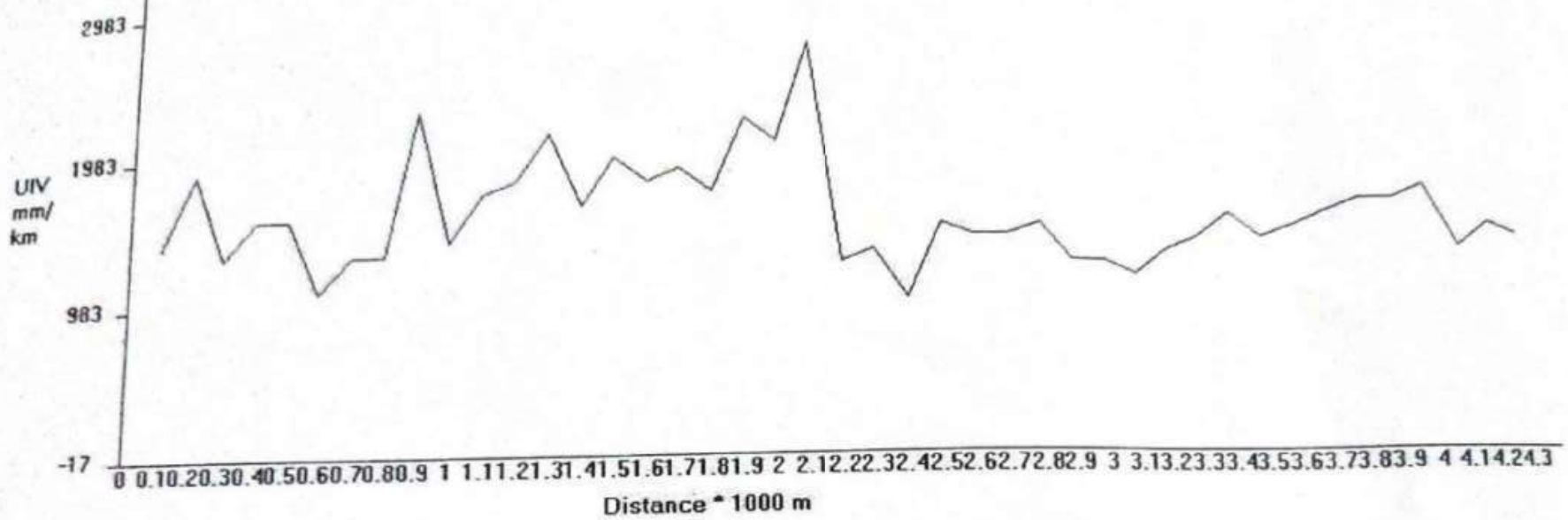

3 01/21

कार्यपालक अभियन्ता
ग्रा0 कार्य वि0 क0
मढौरा सारण

Date	Time	Section No.	Length in km	Bumps in mm	Speed Rate	OR mm/km	IRI mm/km	CATEGORY ROAD		Latitude	Longitude	Event
7/5/20	19: 41: 8	31	0.1	140	0	1400	1391	G		26.1552	84.829157	Normal
7/5/20	19: 42: 0	31	0.1	200	10.1	2000	1880	G		26.15542	84.829932	Curve
7/5/20	19: 42: 20	31	0.1	130	20.2	1300	1309	G		26.15607	84.830522	Normal
7/5/20	19: 42: 20	31	0.1	160	20.2	1600	1554	G		26.15697	84.83074	Normal
7/5/20	19: 42: 20	31	0.1	160	20.2	1600	1554	G		26.15779	84.83111	Normal
7/5/20	19: 43: 0	31	0.1	100	20.2	1000	1064	G		26.15871	84.831312	Normal
7/5/20	19: 43: 0	31	0.1	130	20.2	1300	1309	G		26.15918	84.830538	Normal
7/5/20	19: 43: 30	31	0.1	130	20.2	1300	1309	G		26.15967	84.829713	Normal
7/5/20	19: 44: 6	31	0.1	250	10.1	2500	2288	G		26.16025	84.828872	Normal
7/5/20	19: 44: 6	31	0.1	140	10.1	1400	1391	G		26.1608	84.828097	Normal
7/5/20	19: 44: 41	31	0.1	180	20.2	1800	1717	G		26.16142	84.827373	Normal
7/5/20	19: 44: 41	31	0.1	190	20.2	1900	1799	G		26.16198	84.826648	Normal
7/5/20	19: 45: 0	31	0.1	230	20.2	2300	2125	G		26.16276	84.82606	Normal
7/5/20	19: 45: 16	31	0.1	170	20.2	1700	1636	G		26.16346	84.82547	Normal
7/5/20	19: 45: 16	31	0.1	210	20.2	2100	1962	G		26.1641	84.82483	Normal
7/5/20	19: 46: 0	31	0.1	190	10.1	1900	1799	G		26.16466	84.824157	Normal
7/5/20	19: 46: 27	31	0.1	200	10.1	2000	1880	G		26.16388	84.82367	Normal
7/5/20	19: 46: 27	31	0.1	180	20.2	1800	1717	G		26.16305	84.8234	Normal
7/5/20	19: 47: 2	31	0.1	240	10.1	2400	2207	G		26.16281	84.82276	Normal
7/5/20	19: 47: 37	31	0.1	220	10.1	2200	2044	G		26.16335	84.821935	Bridge
7/5/20	19: 48: 13	31	0.1	300	0	3000	2696	G		26.16393	84.821648	Normal
7/5/20	19: 48: 13	31	0.1	120	20.2	1200	1228	G		26.16486	84.821598	Normal
7/5/20	19: 48: 48	31	0.1	130	20.2	1300	1309	G		26.16574	84.821497	Normal
7/5/20	19: 49: 0	31	0.1	90	30.3	900	983	G		26.16661	84.821245	Normal
7/5/20	19: 49: 0	31	0.1	150	30.3	1500	1472	G		26.16745	84.820942	Normal
7/5/20	19: 49: 23	31	0.1	140	20.2	1400	1391	G		26.16829	84.820655	Normal
7/5/20	19: 49: 23	31	0.1	140	30.3	1400	1391	G		26.16919	84.820337	Normal
7/5/20	19: 50: 0	31	0.1	150	20.2	1500	1472	G		26.17006	84.82002	Normal
7/5/20	19: 50: 0	31	0.1	120	20.2	1200	1228	G		26.17087	84.819747	Normal
7/5/20	19: 50: 0	31	0.1	120	30.3	1200	1228	G		26.17176	84.81941	Normal
7/5/20	19: 50: 34	31	0.1	110	30.3	1100	1146	G		26.17255	84.819023	Normal
7/5/20	19: 50: 34	31	0.1	130	30.3	1300	1309	G		26.17338	84.818535	Normal
7/5/20	19: 51: 0	31	0.1	140	30.3	1400	1391	G		26.17413	84.818113	Normal
7/5/20	19: 51: 9	31	0.1	160	20.2	1600	1554	G		26.17501	84.817608	Normal
7/5/20	19: 51: 9	31	0.1	140	20.2	1400	1391	G		26.17574	84.817172	Normal
7/5/20	19: 51: 9	31	0.1	150	30.3	1500	1472	G		26.17656	84.81672	Normal
7/5/20	19: 51: 44	31	0.1	160	30.3	1600	1554	G		26.17739	84.816245	Normal
7/5/20	19: 52: 0	31	0.1	170	30.3	1700	1636	G		26.1782	84.815773	Normal
7/5/20	19: 52: 19	31	0.1	170	20.2	1700	1636	G		26.17899	84.815285	Normal
7/5/20	19: 52: 19	31	0.1	180	20.2	1800	1717	G		26.17978	84.814848	Normal
7/5/20	19: 52: 19	31	0.1	130	20.2	1300	1309	G		26.18059	84.814393	Normal
7/5/20	19: 52: 55	31	0.1	150	30.3	1500	1472	G		26.18135	84.813938	Normal
7/5/20	19: 53: 0	31	0.1	140	30.3	1400	1391	G		26.18219	84.81345	Normal

Y = 0 * X ^ 2 + 0.816 * X + 249
X = 1400
Y = 1391

(R) RURAL ROAD

Good	Average	Poor
<4000	4001-5000	>5001

Lab Job number :31
Date :07-05-2020

Name of Customer :J K and Company

Name of Work/ Road :Pachraur - Yakuchak

S.no	Location of test(in km)	Corrected U.I value(mm/km)			Road catagory
2	0.1			1391	G
3	0.2			1880	G
4	0.3			1309	G
5	0.4			1554	G
6	0.5			1554	G
7	0.6			1064	G
8	0.7			1309	G
9	0.8			1309	G
10	0.9			2288	G
11	1			1391	G
12	1.1			1717	G
13	1.2			1799	G
14	1.3			2125	G
15	1.4			1636	G
16	1.5			1962	G
17	1.6			1799	G
18	1.7			1880	G
19	1.8			1717	G
20	1.9			2207	G
21	2			2044	G
22	2.1			2696	G
23	2.2			1228	G
24	2.3			1309	G
25	2.4			983	G
26	2.5			1472	G
27	2.6			1391	G
28	2.7			1391	G
29	2.8			1472	G
30	2.9			1228	G
31	3			1228	G
32	3.1			1146	G
33	3.2			1309	G
34	3.3			1391	G
35	3.4			1554	G
36	3.5			1391	G
37	3.6			1472	G
38	3.7			1554	G
39	3.8			1636	G
40	3.9			1636	G
41	4			1717	G
42	4.1			1309	G
43	4.2			1472	G

30/9/21

कार्यपालक अभियन्ता
प्रा0 कार्य वि0 क[illegible]
महौरा [illegible]

File :G:\06031354.Xls, Section No. :83, Elqn YY-00 XX 22-00866 XX-2899

Name of Customer :J NaGGMIPWork/Name of Work/Road Bijauli to Bijauli, Lab Job number :73

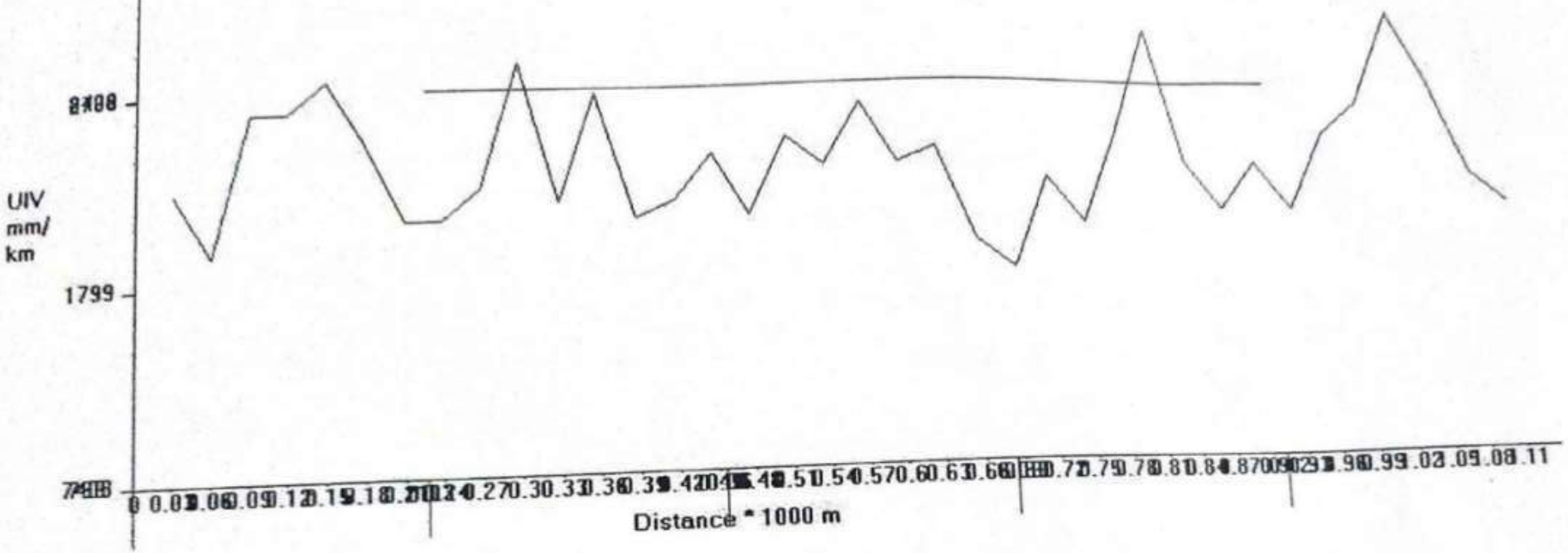

3/1/24

कार्यपालक अभियन्ता
ग्रा0 कार्य वि0 ख0
मढौरा सारण

Date	Time	Section	Length	Bumps	Speed	OR	IRI	CATEGORY		Latitude	Longitude	Event
		No.	in km	in mm	Rate	mm/km	mm/km	ROAD				
6/ 3/ 20	13: 21: 10	73	0.1	250	0	2500	2288	G		26.19072	84.852592	Normal
6/ 3/ 20	13: 22: 0	73	0.1	210	20.2	2100	1962	G		26.18992	84.853013	Normal
6/ 3/ 20	13: 22: 0	73	0.1	300	20.2	3000	2696	G		26.18914	84.85347	Normal
6/ 3/ 20	13: 22: 21	73	0.1	300	20.2	3000	2696	G		26.18836	84.853972	Curve
6/ 3/ 20	13: 22: 21	73	0.1	320	20.2	3200	2860	G		26.18765	84.85372	Curve
6/ 3/ 20	13: 23: 0	73	0.1	280	20.2	2800	2533	G		26.18687	84.854057	Curve
6/ 3/ 20	13: 23: 0	73	0.1	230	20.2	2300	2125	G		26.18599	84.854073	Normal
6/ 3/ 20	13: 23: 0	73	0.1	230	20.2	2300	2125	G		26.1851	84.853938	Normal
6/ 3/ 20	13: 23: 32	73	0.1	250	30.3	2500	2288	G		26.18422	84.853803	Normal
6/ 3/ 20	13: 23: 32	73	0.1	330	20.2	3300	2941	G		26.18333	84.853703	Curve
6/ 3/ 20	13: 24: 0	73	0.1	240	30.3	2400	2207	G		26.18245	84.853753	Normal
6/ 3/ 20	13: 24: 7	73	0.1	310	20.2	3100	2778	G		26.18154	84.85377	Normal
6/ 3/ 20	13: 24: 7	73	0.1	230	20.2	2300	2125	G		26.18058	84.853922	Curve
6/ 3/ 20	13: 24: 42	73	0.1	240	20.2	2400	2207	G		26.18032	84.85308	Normal
6/ 3/ 20	13: 25: 0	73	0.1	270	20.2	2700	2452	G		26.1802	84.85207	Normal
6/ 3/ 20	13: 25: 0	73	0.1	230	30.3	2300	2125	G		26.18036	84.851093	Normal
6/ 3/ 20	13: 25: 17	73	0.1	280	30.3	2800	2533	G		26.1805	84.85013	Normal
6/ 3/ 20	13: 25: 17	73	0.1	260	20.2	2600	2370	G		26.18061	84.849123	Normal
6/ 3/ 20	13: 25: 53	73	0.1	300	20.2	3000	2696	G		26.18104	84.848	Curve
6/ 3/ 20	13: 26: 0	73	0.1	260	20.2	2600	2370	G		26.1816	84.84749	Normal
6/ 3/ 20	13: 26: 0	73	0.1	270	20.2	2700	2452	G		26.18216	84.84678	Normal
6/ 3/ 20	13: 26: 28	73	0.1	210	30.3	2100	1962	G		26.18254	84.845858	Curve
6/ 3/ 20	13: 26: 28	73	0.1	190	30.3	1900	1799	G		26.18309	84.84507	Normal

Y = 0 * X ^ 2 + 0.816 * X + 249

X = 2300

Y = 2125

(R) RURAL ROAD

Good	Average	Poor
<4000	4001-5000	>5001

6/ 3/ 20	13: 26: 28	73	0.1	250	20.2	2500	2288	G		26.18377	84.84441	Normal
6/ 3/ 20	13: 27: 3	73	0.1	220	30.3	2200	2044	G		26.18447	84.843855	Normal
6/ 3/ 20	13: 27: 3	73	0.1	280	20.2	2800	2533	G		26.18521	84.843265	Normal
6/ 3/ 20	13: 27: 3	73	0.1	350	20.2	3500	3104	G		26.1859	84.842558	Normal
6/ 3/ 20	13: 27: 39	73	0.1	260	30.3	2600	2370	G		26.18653	84.841902	Normal
6/ 3/ 20	13: 28: 0	73	0.1	230	20.2	2300	2125	G		26.18717	84.841143	Normal
6/ 3/ 20	13: 28: 0	73	0.1	260	30.3	2600	2370	G		26.18778	84.840437	Normal
6/ 3/ 20	13: 28: 14	73	0.1	230	30.3	2300	2125	G		26.18844	84.83968	Curve
6/ 3/ 20	13: 28: 14	73	0.1	280	20.2	2800	2533	G		26.18904	84.838988	Normal
6/ 3/ 20	13: 28: 49	73	0.1	300	20.2	3000	2696	G		26.18968	84.838298	Normal
6/ 3/ 20	13: 29: 0	73	0.1	360	10.1	3600	3186	G		26.19047	84.838182	Normal
6/ 3/ 20	13: 29: 24	73	0.1	310	20.2	3100	2778	G		26.19132	84.83837	Normal
6/ 3/ 20	13: 29: 24	73	0.1	250	20.2	2500	2288	G		26.19223	84.8384	Curve
6/ 3/ 20	13: 29: 24	73	0.1	230	30.3	2300	2125	G		26.19312	84.838518	Normal

30/9/21

कार्यपालक अभियन्ता
ग्रा0 कार्य वि0 ख0
भभौरा [illegible]

Lab Job number :73
Date :06-03-2020
Name of Customer :J K & COMPANY
Name of Work/ Road :Bijauli to Bijauli

Sr.no	Location of Test(in km)	Corrected U.I value(mm/km)			Road catagory
272	0.03			2288	G
273	0.06			1962	G
274	0.09			2696	G
275	0.12			2696	G
276	0.15			2860	G
277	0.18			2533	G
278	0.21			2125	G
279	0.24			2125	G
280	0.27			2288	G
281	0.3			2941	G
282	0.33			2207	G
283	0.36			2778	G
284	0.39			2125	G
285	0.42			2207	G
286	0.45			2452	G
287	0.48			2125	G
288	0.51			2533	G
289	0.54			2370	G
290	0.57			2696	G
291	0.6			2370	G
292	0.63			2452	G
293	0.66			1962	G
294	0.69			1799	G
295	0.72			2288	G
296	0.75			2044	G
297	0.78			2533	G
298	0.81			3104	G
299	0.84			2370	G
300	0.87			2125	G
301	0.9			2370	G
302	0.93			2125	G
303	0.96			2533	G
304	0.99			2696	G
305	1.02			3186	G
306	1.05			2778	G
307	1.08			2288	G
308	1.11			2125	G

File :E:\BUMP\BIJAULI TO BAGDIHA\01062315.Xls, Section No. :59, Eqn : Y = 0 * X ^ 2 + 0.816 * X + 249

Name of Customer :J K and Company, Name of Work/ Road :Bijauli - Bagdiha, Lab Job number :59

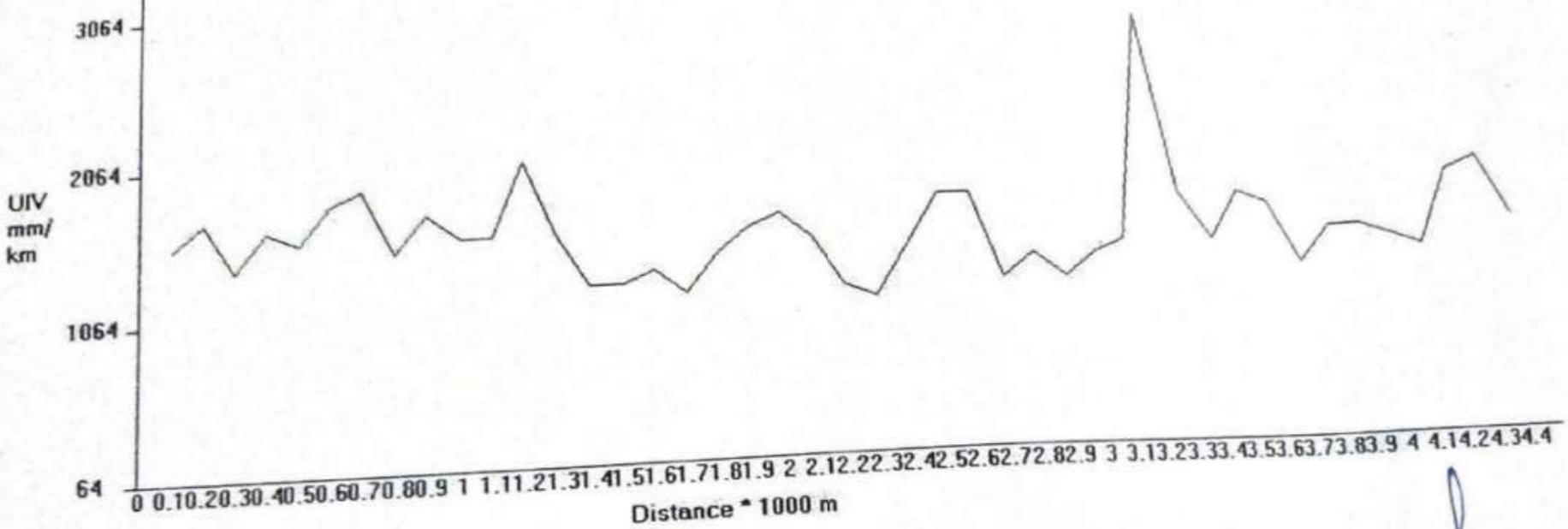

कार्यपालक अभियन्ता
ग्रा0 कार्य वि0 ख...
मढ़ौरा छपरा

Date	Time	Section	Length	Bumps	Speed	OR	IRI	EGORY	Latitude	.ongitude	Event			
		No.	in km	in mm	Rate	mm/km	mm/km	ROAD				Y = 0 * X ^ 2 + 0.816 * X + 249		
1/6/20	22:33:24	59	0.1	160	0	1600	1554	G	26.18295	84.81286	Normal	X = 1500		
1/6/20	22:34:0	59	0.1	180	20.2	1800	1717	G	26.18206	84.81345	Normal	Y = 1472		
1/6/20	22:34:0	59	0.1	140	30.3	1400	1391	G	26.18126	84.81391	Normal			
1/6/20	22:34:0	59	0.1	170	30.3	1700	1636	G	26.18045	84.81441	Normal			
1/6/20	22:34:35	59	0.1	160	30.3	1600	1554	G	26.17967	84.81485	Normal	(R) RURAL ROAD		
1/6/20	22:34:35	59	0.1	190	20.2	1900	1799	G	26.17882	84.81534	Normal	Good	Average	Poor
1/6/20	22:35:9	59	0.1	200	20.2	2000	1880	G	26.17807	84.81577	Normal	<4000	4001-5000	>5001
1/6/20	22:35:9	59	0.1	150	20.2	1500	1472	G	26.17723	84.81628	Normal			
1/6/20	22:35:9	59	0.1	180	20.2	1800	1717	G	26.17651	84.81665	Normal			
1/6/20	22:35:44	59	0.1	160	20.2	1600	1554	G	26.17565	84.81717	Normal			
1/6/20	22:36:0	59	0.1	160	20.2	1600	1554	G	26.17482	84.81766	Normal			
1/6/20	22:36:20	59	0.1	220	20.2	2200	2044	G	26.17408	84.81808	Normal			
1/6/20	22:36:20	59	0.1	160	20.2	1600	1554	G	26.17332	84.81852	Normal			
1/6/20	22:36:20	59	0.1	120	30.3	1200	1228	G	26.17248	84.81901	Normal			
1/6/20	22:37:0	59	0.1	120	20.2	1200	1228	G	26.17165	84.81941	Normal			
1/6/20	22:37:0	59	0.1	130	30.3	1300	1309	G	26.17083	84.81973	Normal			
1/6/20	22:37:0	59	0.1	110	30.3	1100	1146	G	26.16994	84.82002	Normal			
1/6/20	22:37:30	59	0.1	140	30.3	1400	1391	G	26.16905	84.82035	Normal			
1/6/20	22:37:30	59	0.1	160	20.2	1600	1554	G	26.16821	84.82064	Normal			
1/6/20	22:38:0	59	0.1	170	20.2	1700	1636	G	26.16731	84.82096	Normal			
1/6/20	22:38:5	59	0.1	150	30.3	1500	1472	G	26.16649	84.82126	Normal			
1/6/20	22:38:5	59	0.1	110	30.3	1100	1146	G	26.16559	84.82152	Normal			
1/6/20	22:38:5	59	0.1	100	30.3	1000	1064	G	26.16475	84.82158	Normal			
1/6/20	22:38:41	59	0.1	140	20.2	1400	1391	G	26.16381	84.82163	Normal			
1/6/20	22:39:16	59	0.1	180	10.1	1800	1717	G	26.1629	84.822	Normal			
1/6/20	22:39:16	59	0.1	180	20.2	1800	1717	G	26.16203	84.82163	Normal			
1/6/20	22:39:16	59	0.1	110	30.3	1100	1146	G	26.16114	84.82158	Curve			
1/6/20	22:39:51	59	0.1	130	30.3	1300	1309	G	26.16024	84.82158	Curve			
1/6/20	22:40:0	59	0.1	110	30.3	1100	1146	G	26.1594	84.82158	Normal			
1/6/20	22:40:0	59	0.1	130	30.3	1300	1309	G	26.15848	84.82158	Normal			
1/6/20	22:40:26	59	0.1	140	20.2	1400	1391	G	26.15753	84.82163	Speed Breaker			
1/6/20	22:41:2	59	0.1	330	0	3300	2941	G	26.15667	84.82175	Normal			
1/6/20	22:41:37	59	0.1	180	10.1	1800	1717	G	26.15584	84.82195	Normal			
1/6/20	22:41:37	59	0.1	140	20.2	1400	1391	G	26.15492	84.82227	Normal			
1/6/20	22:42:0	59	0.1	180	20.2	1800	1717	G	26.15421	84.82279	Normal			
1/6/20	22:42:12	59	0.1	170	30.3	1700	1636	G	26.1535	84.82338	Normal			
1/6/20	22:42:12	59	0.1	120	30.3	1200	1228	G	26.15285	84.82407	Normal			
1/6/20	22:42:12	59	0.1	150	30.3	1500	1472	G	26.15274	84.82419	Normal			
1/6/20	22:42:48	59	0.1	150	30.3	1500	1472	G	26.1515	84.82508	Normal			
1/6/20	22:43:0	59	0.1	140	30.3	1400	1391	G	26.15071	84.82598	Normal			
1/6/20	22:43:0	59	0.1	130	20.2	1300	1309	G	26.15014	84.82675	Normal			
1/6/20	22:43:23	59	0.1	190	20.2	1900	1799	G	26.14961	84.82754	Normal			
1/6/20	22:43:23	59	0.1	200	20.2	2000	1880	G	26.14906	84.82833	Normal			
1/6/20	22:44:0	59	0.1	150	20.2	1500	1472	G	26.14853	84.82911	Normal			

Lab Job number :59
Date :01-06-2020

Name of Customer :J K and Company
Name of Work/ Road :Bijauli - Bagdiha

Sr.no	Location of Corrected U.I test(in km)	value(mm/km)			Road catagory
2	0.1			1554	G
3	0.2			1717	G
4	0.3			1391	G
5	0.4			1636	G
6	0.5			1554	G
7	0.6			1799	G
8	0.7			1880	G
9	0.8			1472	G
10	0.9			1717	G
11	1			1554	G
12	1.1			1554	G
13	1.2			2044	G
14	1.3			1554	G
15	1.4			1228	G
16	1.5			1228	G
17	1.6			1309	G
18	1.7			1146	G
19	1.8			1391	G
20	1.9			1554	G
21	2			1636	G
22	2.1			1472	G
23	2.2			1146	G
24	2.3			1064	G
25	2.4			1391	G
26	2.5			1717	G
27	2.6			1717	G
28	2.7			1146	G
29	2.8			1309	G
30	2.9			1146	G
31	3			1309	G
32	3.1			1391	G
33	3.2			2941	G
34	3.3			1717	G
35	3.4			1391	G
36	3.5			1717	G
37	3.6			1636	G
38	3.7			1228	G
39	3.8			1472	G
40	3.9			1472	G
41	4			1391	G
42	4.1			1309	G
43	4.2			1799	G
44	4.3			1880	G
45	4.4			1472	G

3/7/24

कार्यपालक अभियन्ता
ग्रा० कार्य वि० ख०
मढ़ौरा, छपरा

File :E:\BUMP\BHAGWAN TO KARCHULIYA\16031907.Xls. Section No. :86. Eqn : Y = 0 * X ^ 2 + 0.816 * X + 249

Name of Customer :J K and Company. Name of Work/ Road :Bhagwanpur to Karchuliya Path. Lab Job number :86

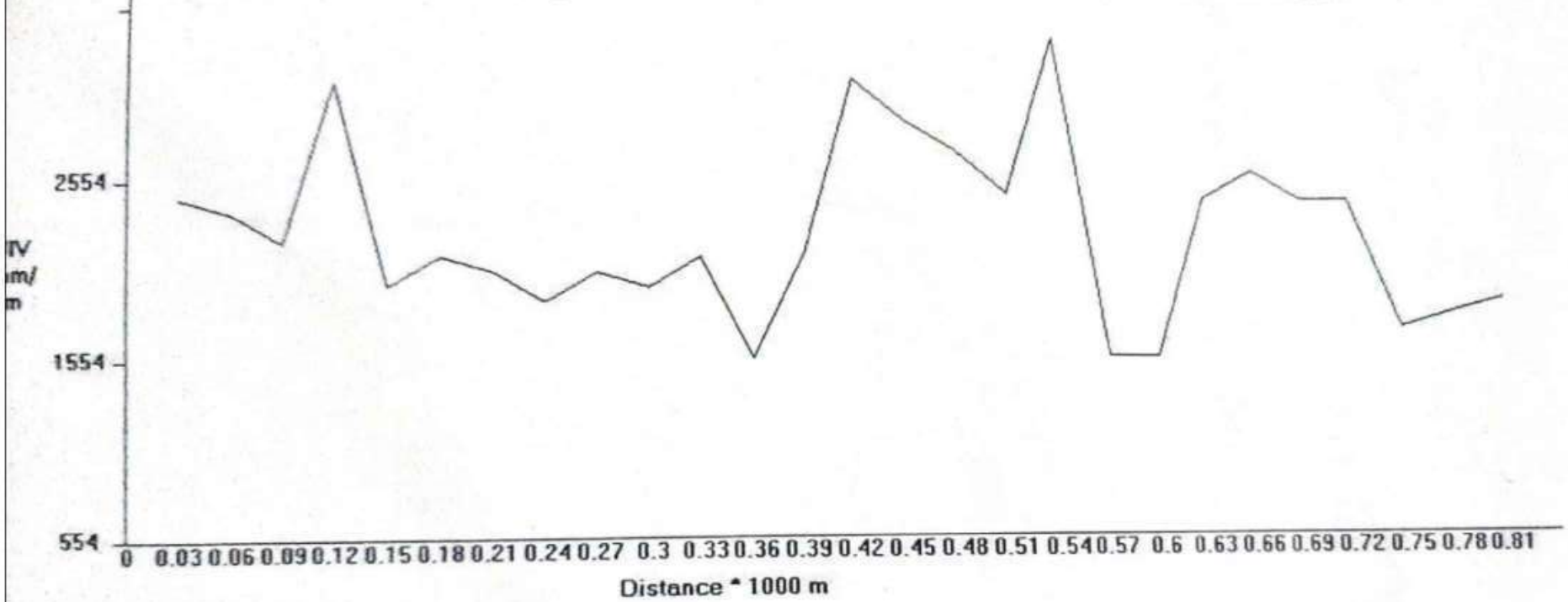

30/1/24

कार्यपालक अभियन्ता
प्रा0 कार्य वि0 क.
मढौरा सारण

Date	Time	Section No.	Length in km	Bumps in mm	Speed Rate	OR mm/km	IRI mm/km	TEGORY ROAD		Latitude	ongitude	Event
16/ 3/ 20	18: 36: 41	86	0.1	270	0	2700	2452	G		26.19799	84.88392	Normal
16/ 3/ 20	18: 37: 0	86	0.1	260	10.1	2600	2370	G		26.19746	84.88449	Curve
16/ 3/ 20	18: 37: 18	86	0.1	240	20.2	2400	2207	G		26.1966	84.8846	Normal
16/ 3/ 20	18: 37: 18	86	0.1	350	20.2	3500	3104	G		26.19571	84.88483	Normal
16/ 3/ 20	18: 37: 18	86	0.1	210	20.2	2100	1962	G		26.1948	84.8849	Normal
16/ 3/ 20	18: 38: 0	86	0.1	230	20.2	2300	2125	G		26.19399	84.88505	Normal
16/ 3/ 20	18: 38: 0	86	0.1	220	30.3	2200	2044	G		26.19338	84.88582	Normal
16/ 3/ 20	18: 38: 28	86	0.1	200	20.2	2000	1880	G		26.19267	84.88638	Curve
16/ 3/ 20	18: 38: 28	86	0.1	220	20.2	2200	2044	G		26.19249	84.88729	Normal
16/ 3/ 20	18: 39: 0	86	0.1	210	20.2	2100	1962	G		26.19213	84.88818	Curve
16/ 3/ 20	18: 39: 4	86	0.1	230	20.2	2300	2125	G		26.19156	84.88877	Normal
16/ 3/ 20	18: 39: 4	86	0.1	160	30.3	1600	1554	G		26.19065	84.88896	Normal
16/ 3/ 20	18: 39: 39	86	0.1	230	20.2	2300	2125	G		26.18983	84.88906	Normal
16/ 3/ 20	18: 39: 39	86	0.1	350	20.2	3500	3104	G		26.1889	84.88906	Curve
16/ 3/ 20	18: 40: 0	86	0.1	320	30.3	3200	2860	G		26.18801	84.88921	Curve
16/ 3/ 20	18: 40: 14	86	0.1	300	20.2	3000	2696	G		26.18712	84.88929	Normal
16/ 3/ 20	18: 40: 49	86	0.1	270	10.1	2700	2452	G		26.18634	84.8896	Curve
16/ 3/ 20	18: 41: 25	86	0.1	380	10.1	3800	3349	G		26.18669	84.89034	Normal
16/ 3/ 20	18: 41: 25	86	0.1	160	20.2	1600	1554	G		26.18755	84.89054	Normal
16/ 3/ 20	18: 41: 25	86	0.1	160	20.2	1600	1554	G		26.1884	84.89089	Culvert
16/ 3/ 20	18: 42: 0	86	0.1	270	10.1	2700	2452	G		26.18865	84.89167	Curve
16/ 3/ 20	18: 42: 0	86	0.1	290	20.2	2900	2615	G		26.18949	84.89192	Normal
16/ 3/ 20	18: 43: 11	86	0.1	270	0	2700	2452	G		26.19029	84.89165	Curve
16/ 3/ 20	18: 43: 11	86	0.1	270	10.1	2700	2452	G		26.19079	84.89229	Normal
16/ 3/ 20	18: 44: 0	86	0.1	180	20.2	1800	1717	G		26.19109	84.89323	Normal
16/ 3/ 20	18: 44: 0	86	0.1	190	20.2	1900	1799	G		26.19133	84.89416	Normal
16/ 3/ 20	18: 44: 21	86	0.1	200	20.2	2000	1880	G		26.19124	84.89513	Normal

Y = 0 * X ^ 2 + 0.816 * X + 249
X = 2000
Y = 1880

(R) RURAL ROAD

Good	Average	Poor
<4000	4001-5000	>5001

30/1/21

कार्यपालक अभियन्ता
ग्रा0 कार्य वि0 क[illegible]
भढौरा [illegible]

Lab Job number :86
Date :16-03-2016

Name of Customer :J K and Company
Name of Work/ Road :Bhagwanpur to Karchuliya

Sr.no	Location of test(in km)	Corrected U.I value(mm/km)			Road catagory
406	0.03			2452	G
407	0.06			2370	G
408	0.09			2207	G
409	0.12			3104	G
410	0.15			1962	G
411	0.18			2125	G
412	0.21			2044	G
413	0.24			1880	G
414	0.27			2044	G
415	0.3			1962	G
416	0.33			2125	G
417	0.36			1554	G
418	0.39			2125	G
419	0.42			3104	G
420	0.45			2860	G
421	0.48			2696	G
422	0.51			2452	G
423	0.54			3349	G
424	0.57			1554	G
425	0.6			1554	G
426	0.63			2452	G
427	0.66			2615	G
428	0.69			2452	G
429	0.72			2452	G
430	0.75			1717	G
431	0.78			1799	G
432	0.81			1880	G

कार्यपालक अभियन्ता
पी0 कार्य वि0 ख
मढौरा सारण

Sch. XLV-Form No. 134

Particulars	Details of actual measurement				Contents of area
	No.	L.	B.	D.	
	3rd and final Bill				
Name of work:- M.R of Road from Sitalpur to Rajwang under new maint policy.					
N/Agency:- J-K and company.					
Ag. No:- 09/MR-3054/MBD/19-20					
Date of Start:- 22.2.2020					
Date of Completion:- 21.11.2020.					
(1) Providing and fixing of Km post				—	7 Nos
(2) providing and fixing of 200m stone				—	22 Nos
(3) Providing and fixing of direction and place identification board 1 x 1.20 x 0.80 = 0.96 m²					
(4) Providing and fixing of Retro Reflective Traffic Sign board					
(i) 600 mm eq. Triangle				—	17 Nos
(ii) 600 mm circular				—	06 Nos
(iii) 600 mm x 450 mm				—	22 Nos
(5) Providing and fixing of type Logo + Maint board				—	02 Nos
10.11.2020		18/11	AE		

Continuation

Sch. XLV-Form No. 134

Particulars	Details of actual measurement				Contents of area
	No.	L.	B.	D.	
(16) Supply and fixing of Retro Reflective traffic Sign board IRC (4) R-19					
(i) 600 mm equilateral					
17 Nos @ Rs	3681.93/each Rs				62593.00
(ii) 600 mm Circular					
06 Nos @ Rs	3781.28/each Rs				22688.00
(iii) 600 mm x 450 mm Rect					
22 Nos @ Rs	3652.16/each Rs				80348.00
	Total Rs		112		48749.00
Add 12% GST @ Rs			134985		5.00
Add 1% Cess @ Rs			11248		7.00
	Total Rs		1271108		6.00
Less 10% Probable Rate @ Rs			127110		9.00
	Rs		1143997		7.00
Less on Previous Payment @ Rs			1120902		7.00
	Bal Rs		230,950.00		
10.11.2020					

Continuation

Sch. XLV-Form No. 134

Particulars	Details of actual measurement				Contents of area
	No.	L.	B.	D.	
3rd and Final Bill					
Name of work:- M.R of Road from Pachpaur to Yakuchak.					
H/Agency:- J-K and Company.					
Ag No :- 09/MR-3054/MBD/19-20					
Date of Start: 22.2.2020					
Date of Comp: 21.11.2020.					
(1) Providing and fixing KM Pole					05 Nos
(2) Providing and fixing 200 nos stone					18 Nos
(3) Row and fixing dirt on place Pole to fcato 200 1 x 1.20 x 0.80 = 0.96 m2					
(4) Providing and fixing of Retro-Reflective green Cautionary Mandatory and Informatory Sign board					
(I) 600 mm eq triangle					16 Nos
(II) 600 mm dia Circular					06 Nos
(III) 600 mm x 450 mm Rect					15 Nos
(5) Providing and fixing Logo and maintenance board					02 Nos
(6) Planting of Trees by the Road Side					110 Nos

Continuation

12.11.2020 G

12.11.2020 A.C.

Sch. XLV-Form No. 134

Particulars	Details of actual measurement				Contents of area
	No.	L.	B.	D.	
	Abstract of cost				
① Clearing and Grubbing of R/Road item ① P-13					
0.896 Hac @ Rs 49496.70/hac Rs 44349.00					
② Cut of GSB gr-I with approval item ② P-13					
127.33 m^3 @ Rs 2493.25/m^3 Rs 317466.00					
③ Bandling and Laying WBM Gr-2 item ③ P-13					
112.16 m^3 @ Rs 4711.65/m^3 Rs 528459.00					
④ Bandling and Laying WBM Gr-3 item ④ P-13					
186.32 m^3 @ Rs 4192.65/m^3 Rs 781165.00					
⑤ Bandling and applying Prime Coat item ⑤ P-13					
2484.26 m^2 @ Rs 41.01/m^2 Rs 101880.0					
⑥ Bandling and applying Tack Coat item ⑥ P-14					
2484.26 m^2 @ Rs ~~229.80~~ 13.91/m^2 Rs ~~570883.00~~ 34556.00					
⑦ Bandling and Laying Mix Seal Surface item ⑦ P-14					
2484.26 m^2 @ Rs 229.80/m^2 Rs 570883.00					
⑧ Bandling and applying Tack Coat item ⑧ P-14					
16800.00 m^2 @ Rs 11.67/m^2 Rs 196056.00					

Continuation

Sch. XLV-Form No. 134

Particulars	Details of actual measurement				Contents of area
	No.	L.	B.	D.	
	B & R		8607462.00		
Add 12% as per T.S.			1030895.00		
Add 1% as per G.O.			86075.00		
	R	9726432.00			
Less 10% as per Below					
Rate	(−) R	972643.00			
	R	8753789.00			
Less on Account payment	(−) R	8470755.00			
Bal R	=	283034.00			

12-11-2020
GE

12.11.2020
A.E.

15/11/20

Sch. XLV-Form No. 134

Particulars	Details of actual measurement				Contents of area
	No.	L.	B.	D.	
	2nd	and	Final		
Name of work: M.R of Road from Bhagwanpur to Karauliya.					
M/Agency: J.K and Company					
Ag No:- MR-2054/MBD/19-20					
Date of Start:- 22.2.2020					
Date of Comp:- 21.11.2020.					
(1) Providing and fixing of ordinary km post					04 Nos
(2) Providing and fixing of 200 mt stone					11 Nos
(3) Providing and fixing of dirt and place Edent plants 60×60					
1×1.20×0.80 = 0.96 m²					
(4) planting of Tree by the Road side					45 Nos
(5) Providing and fixing of Logo + Caution + Mount Road					04 Nos
(6) Providing and fixing Retro-Reflective traffic sign board					
(i) 600 mm eq. triangle				=	21 No
(ii) 600 mm Circular				=	6 Nos
(iii) 600 mm × 450 mm Rect				=	15 Nos

15.11.2020

Continuation

Sch. XLV-Form No. 134

Particulars	Details of actual measurement				Contents of area
	No.	L.	B.	D.	
Abstract of cost					
(1) Clearing and Grubbing of RH Nec (1) P-6					
0.56 Hac @ Rs 49496.70/Hac Rs					27718.0
(2) Const of GSB gr-II in (2) P-6					
91.35 m³ @ Rs 2539.23/m³ Rs					231959.0
(3) Prov and Laying WBM in m2 in (3) P-6					
78.43 m³ @ Rs 4813.33/m³ Rs					377509.0
(4) Prov and laying WBM in m3 in (4) P-7					
118.09 m³ @ Rs 4279.46/m³ Rs					505361.0
(5) Procuring and applying prime coat in (5) P-7					
~~1608.65 m² @ Rs~~					
1574.57 m² @ Rs 41.01/m² Rs					64573.0
(6) Prov and applying tack coat in (6) P-7					
1574.57 m² @ Rs 13.91/m² Rs					21902.0
(7) Procuring mix seal surface in (7) P-7					
1574.57 m² @ Rs 231.43/m² Rs					364403.0

Continuation

Sch. XLV-Form No. 134

Particulars	Details of actual measurement				Contents of area
	No.	L.	B.	D.	
(15) Fixing and Erecting of Large Cautionary Informatory Board Item (5) P-11					
04 Nos @ Rs		9407.39		each Rs	37630.00
(16) Fixing and Erecting of Large and Place Identification Board Item (3) P-11					
0.96 m² @ Rs		12398.38		m² Rs	11902.00
(17) Providing and Erecting of Retro-Reflective traffic sign board Item (6) P-11					
(i) 600 mm eq. triangle					
21 Nos @ Rs		3689.54		each Rs	77480.00
(ii) 600 mm Circle					
6 Nos @ Rs		3788.88		each Rs	22733.00
(iii) 600 mm x 450 mm Rect					
15 Nos @ Rs		3659.76		each Rs	54896.00
		Total		Rs	5580496.00
Add 12% for GST @				Rs	669660.00
Add 1% for L.Cess @				Rs	55805.00
				Rs	6305961.00
Less 10% for Below Rate @				Rs	630596.00
				Rs	5675365.00
Less for Previous Payment @				Rs	5413688.00
		Bal		Rs	261677.00

Continuation

15-11-2020

Sch. XLV-Form No. 134

Particulars	Details of actual measurement				Contents of area
	No.	L.	B.	D.	
	2nd and final Bill				
Name of works:- M/R of Road from Bijauli to Bijauli					
M/Agency - J.K and company.					
Ag. No. - 4R/3074/PMGSY/19-20					
Date of Start: 22.2.2020					
Date of Comp: 21.11.2020.					
① clearing and grubbing of road					
2 ×	40.00	× 1.00	= 80.00 m²		
		or	0.008 Hac		
② construction of GSB Gr.II with app material					
6 × 1.50 × 1.50 = 13.50 m² (A)					
Qty = 13.50 m² × 0.175 = 2.36 m³					
③ Spreading and laying WBM Gr-2					
13.50 m² × 1.05 × 0.075 = 1.06 m³					
④ Spreading and laying WBM with approved material					
13.50 × 1.05 = 14.17 m²					
1 × 2.00 × 1.75 = 3.50 m²					
			17.67 m² (A)		
Qty = 17.67 m² × 0.075 = 1.33 m³					

Continuation

Sch. XLV-Form No. 134

Particulars	Details of actual measurement				Contents of area
	No.	L.	B.	D.	
(15) Prov and Fixing of dim & Place Identification sign in (15) P. 13					
0.96 m² @ Rs 12404.90/m² Rs					11909.00
(16) Prov and fixing of Retro Reflectorised traffic sign board in (16) P-13					
(i) 600mm eq triangle					
22 Nos @ Rs 3694.13/each Rs					81277.00
(ii) 600mm circular					
06 Nos @ Rs 3793.77/each Rs					22763.00
(iii) 600mm x 450mm Rect					
10 Nos @ Rs 3664.65/each Rs					36647.00
Total Rs					7292507.00
Add 12% on GST (A) Rs					875101.00
Add 1% on 1 cess (A) Rs					73925.00
Rs					8335533.00
Less 10% Ar Below Rate (B) Rs					833553.00
Rs					7501980.00
Less Ar Previous payment (C) Rs					7225090.00
Rs					293090.00

16.11.2020

Continuation

26/11/20

Particulars	Details of actual measurement				Contents of area
	No.	L.	B.	D.	
	2nd and Final Bill				
Name of work:- M.R of Road from Bijauli to Bagdiha					
N/Agency:- J.K and Company.					
Ag. No :- 06/MR-3054/2021					
Date of Start:- 26.05.2020					
Date of Comp:- 25.02.2021.					
Further measurement Nil					
Ctd 20.11.2020					

Particulars	Details of actual measurement				Contents of area
	No.	L.	B.	D.	
			Bal Rs	12257249.00	
Add 12% Ar GST @ R				1470870.00	
Add 1% Ar L-cess @ R				122572.0	
			Rs	13850691.00	
Less Pay previous payment @ Rs				13838106.00	
			Bal Rs	12585.00	
26.11.2020					